

**MACHINEN  
2025 - 2026**

**THE POWER  
YOU NEED.**



# CONTENTS

<b>4</b>	<b>TAMPING RAMMER</b>	<b>25</b>	<b>CABLE LAYING MACHINE</b>
<b>6</b>	<b>COMPACTOR PLATE</b>	<b>26</b>	<b>DUMPER</b>
<b>11</b>	<b>POWER TROWEL</b>	<b>37</b>	<b>LOG SPLITTER</b>
<b>11</b>	<b>VIBRATING ROLLER</b>	<b>41</b>	<b>FIREWOOD LOG SAW</b>
<b>12</b>	<b>SURFACE FINISHING SCREED</b>	<b>42</b>	<b>BAND SAW MILL</b>
<b>13</b>	<b>CONCRETE VIBRATOR</b>	<b>44</b>	<b>FIREWOOD PROCESSOR</b>
<b>14</b>	<b>STONE CUTTING MACHINE</b>	<b>56</b>	<b>LAWN CARE</b>
<b>16</b>	<b>EARTH AUGER</b>	<b>57</b>	<b>SWEEPER</b>
<b>18</b>	<b>MULCHING MOWER/HIGH GRASS CUTTER</b>	<b>58</b>	<b>SNOW BLOWER</b>
<b>19</b>	<b>TRENCHER</b>	<b>60</b>	<b>GENERATOR</b>
<b>19</b>	<b>STUMP GRINDER</b>	<b>62</b>	<b>MINI-EXCAVATOR</b>
<b>20</b>	<b>WOOD CHIPPER</b>	<b>66</b>	<b>MULTI TRUCK</b>

## AFTER SALES SERVICE & PARTS

Our aim is to support you in every situation and offer you a customised, fast solution to your problem. That's why we are proud to keep an extensive stock of spare parts for all our machines - because your satisfaction is important to us. You can rely on us to be at your side in any situation!

**You will receive the fastest help via our service department:**

Phone: +49 (0) 8571 / 92556-0  
Fax: +49 (0) 8571 / 92556-19  
E-mail: [info@lumag-maschinen.de](mailto:info@lumag-maschinen.de)

## DATASHEETS & PRODUCT VIDEOS

Would you like to find out as much as possible about our products? Then our website is the right place for you! There you will find a wealth of information such as **data sheets**, technical details and much more. We also offer helpful **product videos** for many of our machines, giving you an understanding of how our machines are constructed and used and showing them in action.

Would you also like to have all operating instructions at a glance? No problem! All current manuals are available for download on our website. This means you can obtain comprehensive information at any time and from anywhere and ensure that you get the best out of our products.

We want to make sure that you are completely satisfied and stay well informed. Don't hesitate to contact us if you have any questions or concerns. We are always here for you!

[www.lumag-maschinen.de](http://www.lumag-maschinen.de)

## WE TAKE RESPONSIBILITY

At LUMAG, we are actively committed to **environmental** protection and are continuously working to achieve our sustainability goals. That is why all our machines fulfil the strict requirements of the **EURO 5 emissions** standard and we are constantly expanding our range to include more and more machines with electric motors. We are proud to be making our contribution to environmental protection and shaping a sustainable future for the construction machinery industry.

But for us, sustainability means much more than just producing environmentally friendly machines. We also rely on regular audits in which we define our environmental goals and requirements for our company. We also take the selection of our suppliers and dealers very seriously and attach particular importance to environmentally friendly and sustainable practices.

We are convinced that each and every one of us can make a contribution to environmental protection. We would therefore like to encourage you to join us in working towards a better future. We look forward to continuing to offer sustainable and environmentally friendly products in the future and are always available for your questions and suggestions.



## EUROPE-WIDE DEALER SEARCH

If you are interested in our products, we would like to make purchasing as easy as possible for you. Simply use our practical dealer search function at

**[www.lumag-maschinen.de](http://www.lumag-maschinen.de)**.

Simply enter your postcode, select the desired radius and you will receive a list of all LUMAG specialist dealers in your area. This way you can get convenient on-site advice and experience our products live.

But that's not all! Our dealer search even offers you the option of having the route to the dealer displayed directly. So you can quickly and easily find the way to your desired product.


Reserve technical changes.  
Liability for printing errors is excluded.

## TAMPING RAMMER VS 80C



4-stroke petrol engine, 196 cm<sup>3</sup>  
 4.1 kW at 3,600 rpm  
 Centrifugal force 1,200 kg  
 Stroke rate 600 - 700 rpm  
 Tamping footplate 360 x 285 mm  
 max. feed rate to 10-13 m/min  
 Stroke at the tamper plate 40 - 66 mm  
 Weight approx. 79 kg

**incl. transport wheels and motor cover**



**PRODUCTVIDEO ONLINE**

Art.-No. VS80C  
 EAN 40 47424 00272 8

RRP excl. VAT **798,32 EUR**  
 RRP incl. VAT **950,00 EUR**

## TAMPING RAMMER VS 80S



4-stroke petrol engine, 149 cm<sup>3</sup>  
 3.2 kW at 3,600 rpm  
 Centrifugal force 1,000 kg  
 Stroke rate 650 - 700 rpm  
 Tamping footplate 345 x 285 mm  
 max. feed up to 18 m/min  
 Stroke at the tamper plate 40 - 50 mm  
 Weight approx. 75 kg

**incl. transport wheels and motor cover**



**SPECIAL SLEEK DESIGN**

**PRODUCTVIDEO ONLINE**

Art.-No. VS80S  
 EAN 40 47424 00449 4

RRP excl. VAT **839,50 EUR**  
 RRP incl. VAT **999,00 EUR**

## TAMPING RAMMER LVS 30GX



**EXTRA NARROW FOOT 270 X 135 MM**

4-stroke petrol engine HONDA GX35, 35,8 cm<sup>3</sup>  
 1.0 kW at 7,000 rpm  
 Centrifugal force 910 kg  
 Stroke rate 790 rpm  
 Tamping footplate 270 x 135 mm  
 max. feed of 15 to 16 m/min  
 Stroke at the tamper plate up to 50 mm  
 Weight approx. 30 kg

**The extremely narrow, 135 mm-wide tamping foot is perfect for working in tight spaces.**



**SPECIAL SLEEK DESIGN**

**ORIGINAL HONDA-ENGINE**

Art.-No. LVS30GX  
 EAN 40 47424 00704 4

RRP excl. VAT **1.336,13 EUR**  
 RRP incl. VAT **1.590,00 EUR**



**CONCENTRATED POWER.**

## COMPACTOR PLATE VP 60



4-stroke petrol engine, 79 cm<sup>3</sup>  
1.5 kW at 3,600 rpm  
Centrifugal force 820 kg  
Plate size 435 x 300 mm  
max. feed up to 22 m/min  
Compaction depth approx. 20 cm (depending on substrate)  
Vibrations 5,100 vpm  
Frequency 60 Hz  
max. gradeability 20°  
Area output 350 m<sup>2</sup>/h  
Weight approx. 58 kg

**including black rubber mat and wheel-set**



Art.-No. VP60  
EAN 40 47424 00495 1

RRP excl. VAT **385,71** EUR  
RRP incl. VAT **459,00** EUR

## COMPACTOR PLATE RP 700PRO



4-stroke petrol engine, 196 cm<sup>3</sup>  
4.1 kW at 3,600 rpm  
Centrifugal force 1,050 kg  
Plate size 500 x 350 mm  
max. feed up to 20 m/min  
Compaction depth approx. 20 cm (depending on substrate)  
Vibrations 5,600 vpm  
Frequency 93 Hz  
max. gradeability 20°  
Area output 450 m<sup>2</sup>/h  
Weight approx. 70 kg

**including polyurethane plate and wheel set**



Art.-No. RP700PRO  
EAN 40 47424 00361 9

RRP excl. VAT **419,33** EUR  
RRP incl. VAT **499,00** EUR

## COMPACTOR PLATE RP 1100PRO



4-stroke petrol engine, 196 cm<sup>3</sup>  
4.1 kW at 3,600 rpm  
Centrifugal force 1,500 kg  
Plate size 470 x 440 mm  
max. feed up to 20 m/min  
Compaction depth approx. 30 cm (depending on substrate)  
Vibrations 4,200 vpm  
Frequency 70 Hz  
max. gradeability 20°  
Area output 416 m<sup>2</sup>/h  
Weight approx. 95 kg

**including polyurethane plate and wheel set**



Art.-No. RP1100PRO  
EAN 40 47424 00362 6

RRP excl. VAT **503,36** EUR  
RRP incl. VAT **599,00** EUR

## COMPACTOR PLATE RPi 12



4-stroke petrol engine, 196 cm<sup>3</sup>  
4.1 kW at 3,600 rpm  
Centrifugal force 1,050 kg  
Plate size 500 x 370 mm  
max. feed up to 20 m/min  
Compaction depth approx. 20 cm (depending on substrate)  
Vibrations 5,600 vpm  
Frequency 70 Hz  
max. gradeability 20°  
Area output 450 m<sup>2</sup>/h  
Weight approx. 74 kg

**including polyurethane plate, wheel set and  
water sprinkling system**



## COMPACTOR PLATERPi 13N



4-stroke petrol engine, 196 cm<sup>3</sup>  
4.1 kW at 3,600 rpm  
Centrifugal force 1,350 kg  
Plate size 585 x 500 mm  
max. feed up to 24 m/min  
Compaction depth approx. 20 cm (depending on substrate)  
Vibrations 5,500 vpm  
Frequency 70 Hz  
max. gradeability 20°  
Area output 450 m<sup>2</sup>/h  
Weight approx. 114 kg

**including polyurethane plate, wheel set and  
water sprinkling system**



## COMPACTOR PLATERP 1400PRO



4-stroke petrol engine, 196 cm<sup>3</sup>  
4,1 kW bei 3.600 min<sup>-1</sup>  
Verdichtungsdruck 2.000 kg  
Plate size 585 x 450 mm  
max. feed up to 24 m/min  
Compaction depth approx. 30 cm (depending on substrate)  
Vibrationsstöße 4.200 vpm  
max. Steigung 20°  
Frequenz 70 Hz  
Flächenleistung 540 m<sup>2</sup>/h  
Gewicht ca. 130 kg

**including polyurethane plate and wheel set**



Art.-No. RPi12  
EAN 40 47424 00667 2

RRP excl. VAT **419,33 EUR**  
RRP incl. VAT **499,00 EUR**

Art.-No. RPi13N  
EAN 40 47424 00605 4

RRP excl. VAT **637,82 EUR**  
RRP incl. VAT **759,00 EUR**

Art.-No. RP1400PRO  
EAN 40 47424 00585 9

RRP excl. VAT **747,90 EUR**  
RRP incl. VAT **890,00 EUR**

## COMPACTOR PLATE RP 130HPC



### Reversible model

4-stroke petrol engine, 196 cm<sup>3</sup>  
 4.1 kW at 3,600 rpm  
 Centrifugal force 2,800 kg  
 Plate size 630 x 400 mm  
 max. feed up to 25 m/min  
 Compaction depth approx. 30 cm (depending on substrate)  
 Vibrations 4,300 vpm  
 Frequency 67 Hz  
 max. gradeability 20°  
 Area output 500 m<sup>2</sup>/h  
 Weight approx. 132 kg

including polyurethane plate and wheel set



REVERSIBLE  
COMPACTOR PLATE



STEEL  
BASE PLATE



PRODUCT VIDEO  
ONLINE

Art.-No. RP130HPC  
 EAN 40 47424 00593 4

RRP excl. VAT **915,97** EUR  
 RRP incl. VAT **1.090,00** EUR

## COMPACTOR PLATE RP 160HPC



### Reversible model

4-stroke petrol engine, 270 cm<sup>3</sup>  
 6.0 kW at 3,600 rpm  
 Centrifugal force 3,050 kg  
 Plate size 700 x 360 mm  
 max. feed up to 25 m/min  
 Compaction depth approx. 50 cm (depending on substrate)  
 Vibrations 4,810 vpm  
 Frequency 67 Hz  
 max. gradeability 20°  
 Area output 450 m<sup>2</sup>/h  
 Weight approx. 168 kg

including polyurethane plate, wheel set and  
 extensions



REVERSIBLE  
COMPACTOR PLATE



STEEL  
BASE PLATE

Art.-No. RP160HPC  
 EAN 40 47424 00266 7

RRP excl. VAT **1.336,13** EUR  
 RRP incl. VAT **1.590,00** EUR

## COMPACTOR PLATE RP 200HPC



### Reversible model

4-stroke petrol engine, 270 cm<sup>3</sup>  
 6.0 kW at 3,600 rpm  
 Centrifugal force 3,00 kg  
 Plate size 700 x 360 mm  
 max. feed up to 25 m/min  
 Compaction depth approx. 50 cm (depending on substrate)  
 Vibrations 4,810 vpm  
 Frequency 67 Hz  
 max. gradeability 20°  
 Area output 450 m<sup>2</sup>/h  
 Weight approx. 204 kg

including polyurethane plate, wheel set and  
 extensions



REVERSIBLE  
COMPACTOR PLATE



STEEL  
BASE PLATE

Art.-No. RP200HPC  
 EAN 40 47424 00705 1

RRP excl. VAT **1.420,17** EUR  
 RRP incl. VAT **1.690,00** EUR

## COMPACTOR PLATE RPI 25N



### Reversible model

4-stroke petrol engine, 196 cm<sup>3</sup>  
4.1 kW at 3,600 min<sup>-1</sup>  
Centrifugal force 2,800 kg  
Plate size 630 x 400 mm  
max. feed up to 25 m/min  
Compaction depth approx. 30 cm (depending on substrate)  
Vibrations 4,300 vpm  
Frequency 67 Hz  
max. gradeability 20°  
Area output 500 m<sup>2</sup>/h  
Weight approx. 130 kg

**including polyurethane plate, wheel set and  
water sprinkling system**



Art.-No. RPI25N  
EAN 40 47424 00406 8

RRP excl. VAT **915,97 EUR**  
RRP incl. VAT **1.090,00 EUR**

## COMPACTOR PLATE RP 300HPC-A



### Reversible model

4-stroke petrol engine, 389 cm<sup>3</sup>  
8.5 kW at 3,600 rpm  
Centrifugal force 3,870 kg  
Plate size 825 x 475 mm  
max. feed up to 25 m/min  
Compaction depth approx. 90 cm (depending on substrate)  
Vibrations 4,810 vpm  
Frequency 80 Hz  
max. gradeability 20°  
Area output 650 m<sup>2</sup>/h  
Weight approx. 276 kg

**including polyurethane plate, wheel set and  
extensions**

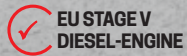


Art.-No. RP300HPCA  
EAN 40 47424 00294 0

RRP excl. VAT **1.672,27 EUR**  
RRP incl. VAT **1.990,00 EUR**



## COMPACTOR PLATE RPI 31DE



EU STAGE V  
DIESEL-ENGINE



INCL  
E-START

### Reversible model

Diesel engine LC178FD, 349 cm<sup>3</sup>  
4.9 kW at 3,600 rpm

#### incl. electric start and battery

Centrifugal force 3,350 kg  
highly wear-resistant base plate  
Plate size 700 x 360 mm  
max. feed up to 25 m/min  
Compaction depth approx. 50 cm (depending on substrate)  
Vibrations 4,840 vpm  
Frequency 67 Hz  
max. gradeability 20°  
Area output 450 m<sup>2</sup>/h  
Weight approx. 193 kg

**including polyurethane plate, wheel set and  
extensions 700 x 100 mm per side**



REVERSIBLE  
COMPACTOR PLATE

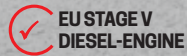


PRODUCTVIDEO  
ONLINE

Art.-No. RPI31DE  
EAN 40 47424 00536 1

RRP excl. VAT **1.756,30** EUR  
RRP incl. VAT **2.090,00** EUR

## COMPACTOR PLATE RPI 38DE



EU STAGE V  
DIESEL-ENGINE



INCL  
E-START

### Reversible model

Diesel engine LC186FD, 441 cm<sup>3</sup>  
6.8 kW at 3,600 rpm

#### incl. electric start and battery

Centrifugal force 3,800 kg  
highly wear-resistant base plate  
Plate size 830 x 480 mm  
max. feed up to 21 m/min  
Compaction depth approx. 90 cm (depending on substrate)  
Vibrations 4,000 vpm  
Frequency 63 Hz  
max. gradeability 20°  
Area output 416 m<sup>2</sup>/h  
Weight approx. 307 kg

**including polyurethane plate, wheel set and  
extensions 830 x 100 mm per side**



REVERSIBLE  
COMPACTOR PLATE



PRODUCTVIDEO  
ONLINE

Art.-No. RPI38DE  
EAN 40 47424 00536 1

RRP excl. VAT **2.092,44** EUR  
RRP incl. VAT **2.490,00** EUR



## POWER TROWEL BT 800



4-stroke petrol engine, 196 cm<sup>3</sup>  
4.1 kW at 3,600 rpm  
Rotor diameter 760 mm  
Blade size 260 x 150 mm  
Blade angle 0 - 15°  
Speed 60 - 100 rpm  
Weight approx. 64 kg  
incl. 4 smoothing blades (art. no. 5BT800F)

Art.-No. BT800  
EAN 40 47424 00528 6

UVP excl. MwSt. **671,43 EUR**  
UVP inkl. MwSt. **799,00 EUR**

### ACCESSORIES BT 800



**Smoothing disc**  
diameter 780 mm

Art.-No. 5BT800D  
EAN 40 47424 00532 3

RRP excl. VAT **91,60 EUR**  
RRP incl. VAT **109,00 EUR**

## POWER TROWEL BT 900



4-stroke petrol engine, 196 cm<sup>3</sup>  
4.1 kW at 3,600 rpm  
Rotor diameter 910 mm  
Blade size 350 x 150 mm  
Blade angle 0 - 15°  
Speed 60 - 140 rpm  
Weight approx. 78 kg  
incl. 4 smoothing blades (art. no. 5BT900F)

Art.-No. BT900  
EAN 40 47424 00529 6

UVP excl. MwSt. **637,82 EUR**  
UVP inkl. MwSt. **759,00 EUR**

### ACCESSORIES BT 900



**Smoothing disc**  
diameter 960 mm

Art.-No. 5BT900D  
EAN 40 47424 00531 6

RRP excl. VAT **91,60 EUR**  
RRP incl. VAT **109,00 EUR**

## VIBRATING ROLLER VW 300PRO



### Reversierbares Modell

4-stroke petrol engine, 196 cm<sup>3</sup>  
4.1 kW at 3,600 rpm  
Fuel tank 3,6 l  
Engine oil 0,6 l  
Working width 600 mm  
Forward speed 0 - 2.1 km/h  
Reverse speed 0 - 1.4 km/h  
max. gradeability without vibration 25 %  
max. gradeability with vibration 20 %  
Hydrostatic drive  
Frequency 72 Hz  
Centrifugal force 13.5 kN  
incl. water tank 16 l  
Weight approx. 266 kg



Art.-No. VW300PRO  
EAN 40 47424 00699 3

RRP excl. VAT **3.352,94 EUR**  
RRP incl. VAT **3.990,00 EUR**

## SURFACE FINISHING SCREED RBA



**These heavy-duty vibrating trowels are ideal for compacting and levelling concrete of various consistencies.**

4-stroke petrol engine, 0.9 kW, 37.7 cm<sup>3</sup>  
Weight approx. 20 kg

Working width 2.44 - 4.47 cm (depending on profile length)

**various profile lengths are available  
(the figure shows the machine with the profile rail, which  
is available separately)**

Art.-No. RBA  
EAN 40 47424 00540 8

RRP excl. VAT **495,80** EUR  
RRP incl. VAT **590,00** EUR

## ACCESSORIES FOR SURFACE FINISHING SCREED RBA

### Profile length 2.50 m (W/990 x H/550 mm)

Art.-No. 5PL250 EAN 40 47424 00541 5

UVP excl. MwSt. **125,21** EUR  
UVP inkl. MwSt. **149,00** EUR

### Profile length 3.50 m (W/990 x H/550 mm)

Art.-No. 5PL350 EAN 40 47424 00542 2

UVP excl. MwSt. **159,66** EUR  
UVP inkl. MwSt. **190,00** EUR

### Profile length 4.50 m (W/990 x H/550 mm)

Art.-No. 5PL450 EAN 40 47424 00543 9

UVP excl. MwSt. **192,44** EUR  
UVP inkl. MwSt. **229,00** EUR



## ELECTRIC CONCRETE VIBRATOR LFR15E



5FL45

LFR15E

### Drive motor for bottle shaker LFR15E

Electric motor 230V  
 Engine power 1.5 at 2,800 rpm  
 Weight approx. 30 kg  
**incl. quick coupling**

in conjunction with the 5FL45:  
 suitable for concrete compaction

in conjunction with the 5SP50:  
 suitable for pumping clear and/or contaminated water

Art.-No. LFR15E  
 EAN 40 47424 00525 5

RRP excl. VAT **167,23** EUR  
 RRP incl. VAT **199,00** EUR

## CONCRETE VIBRATOR LFR 40



5FL45

LFR40

### Benzin-Antriebsmotor für Flaschenrüttler LFR40

4-stroke petrol engine, 4.1 kW  
 Weight approx. 40 kg  
**incl. quick coupling**

in conjunction with the 5FL45:  
 suitable for concrete compaction

in conjunction with the 5SP50:  
 suitable for pumping clear and/or contaminated water

Art.-No. LFR40  
 EAN 40 47424 00567 5

RRP excl. VAT **217,65** EUR  
 RRP incl. VAT **259,00** EUR

## ACCESSORIES FOR LFR 15E & LFR 40

### Poker Ø 45 mm, 6.0 m pipe

Art.-No. 5FL45 EAN 40 47424 00568 2

RRP excl. VAT **116,81** EUR  
 UVP inkl. MwSt. **139,00** EUR

### Pump Ø 50 mm, 6.0 m pipe pumping head 15.0 m discharge flow 12.000 l/h

Art.-No. 5SP50 EAN 40 47424 00570 5

RRP excl. VAT **150,42** EUR  
 UVP inkl. MwSt. **179,00** EUR




## STONE CUTTING MACHINE STM 350-800



230 V, 2.0 kW S6 40% at 2,800 rpm  
Cutting length 800 mm  
Tilt angle 0 - 45°  
max. cutting depth at 90°: 100 mm  
max. cutting depth at 45°: 72 mm  
smooth-running roller table with non-slip rubber support and angle stop  
removable plug-in feet made of sturdy square tubing  
integrated water pump for cooling water delivery  
Table size 530 x 430 mm,  
Weight approx. 69 kg

**incl. diamond cutting disc**, segmented  
Ø 350 x 30 mm for wet cutting



Art.-No. STM350-800  
EAN 40 47424 00090 8

RRP excl. VAT **747,90** EUR  
RRP incl. VAT **890,00** EUR

## STONE CUTTING MACHINE STM 450-700



230 V, 2.0 kW S6 40% at 2,800 rpm  
Cutting length 700 mm  
Tilt angle 0 - 45°  
max. cutting depth at 90°: 130 mm  
max. cutting depth at 45°: 90 mm  
smooth-running roller table with non-slip rubber support and angle stop  
foldable feet made of sturdy square tubing  
integrated water pump for cooling water delivery  
Table size 530 x 430 mm  
Weight approx. 80 kg

**incl. diamond cutting disc**, segmented  
Ø 450 x 30 mm for wet cutting



Art.-No. STM450-700  
EAN 40 47424 00516 3

RRP excl. VAT **1.000,00** EUR  
RRP incl. VAT **1.190,00** EUR

## STONE CUTTING MACHINE STM 350-1200PRO



### Professional stone cutting machine

230 V, 2.0 kW S6 40% at 2,800 rpm  
Cutting length 1,200 mm  
Tilt angle 0 - 45°  
max. cutting depth at 90°: 100mm  
max. cutting depth at 45°: 72 mm  
max. cutting depth for reversible cutting: 125 mm  
smooth-running roller table with non-slip rubber support and angle stop  
foldable feet of sturdy square tubing and two wheels  
integrated water pump for cooling water delivery  
Table size 1,150 x 510 mm  
2 additional tables, each 400 x 350 mm  
Weight approx. 124 kg

**incl. diamond cutting disc**  
closed, Ø 350 x 30 mm for  
wet cutting



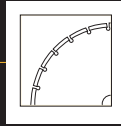
Art.-No. STM3501200PRO  
EAN 40 47424 00987 1

RRP excl. VAT **1.168,07** EUR  
RRP incl. VAT **1.390,00** EUR

## ACCESSORIES FOR STM 350-800

### Diamond cutting disc, segmented Ø 350 x 30 mm

Art.-No. DS350S  
EAN 40 47424 00091 5

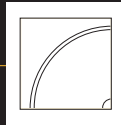


RRP excl. VAT  
RRP incl. VAT

**57,98** EUR  
**69,00** EUR

### Diamond cutting disc, closed Ø 350 x 30 mm

Art.-No. DS350G  
EAN 40 47424 00092 2

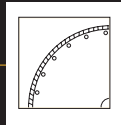


RRP excl. VAT  
RRP incl. VAT

**57,98** EUR  
**69,00** EUR

### Diamant-Trennscheibe, Turbo Ø 350 x 30 mm

Art.-No. DS350T  
EAN 40 47424 00093 9



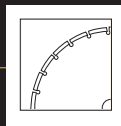
RRP excl. VAT  
RRP incl. VAT

**57,98** EUR  
**69,00** EUR

## ACCESSORIES FOR STM 450-700

### Diamond cutting disc, segmented Ø 450 x 30 mm

Art.-No. DS450S  
EAN 40 47424 00091 5

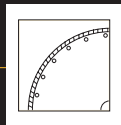


RRP excl. VAT  
RRP incl. VAT

**83,19** EUR  
**99,00** EUR

### Diamant-Trennscheibe, Turbo Ø 450 x 30 mm

Art.-No. DS450T  
EAN 40 47424 00092 2



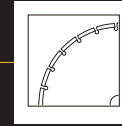
RRP excl. VAT  
RRP incl. VAT

**91,60** EUR  
**109,00** EUR

## ACCESSORIES FOR STM 350-1200PRO

### Diamond cutting disc, segmented Ø 350 x 30 mm

Art.-No. DS350S  
EAN 40 47424 00091 5



RRP excl. VAT  
RRP incl. VAT

**57,98** EUR  
**69,00** EUR

### Diamond cutting disc, closed Ø 350 x 30 mm

Art.-No. DS350G  
EAN 40 47424 00092 2

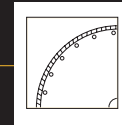


RRP excl. VAT  
RRP incl. VAT

**57,98** EUR  
**69,00** EUR

### Diamant-Trennscheibe, Turbo Ø 350 x 30 mm

Art.-No. DS350T  
EAN 40 47424 00093 9



RRP excl. VAT  
RRP incl. VAT

**57,98** EUR  
**69,00** EUR



## STONE CUTTER LST 33/14



**Ideal for splitting all standard formats of composite blocks, slabs und kerbstones.**

This cutting knife is equipped with three cutting edges and height adjustment via a central threaded spindle.

max. cutting width 330 mm  
Cutting height 26-140 mm  
Weight approx. . 34 kg



 **PRODUCTVIDEO  
ONLINE**

Art.-No. LST3314  
EAN 40 47424 00428 9

RRP excl. VAT  
RRP incl. VAT

**217,65** EUR  
**259,00** EUR

## 2-MAN EARTH AUGER EB 400PRO



### Professional earth auger with exchangeable drill head

4-stroke petrol engine  
2.4 kW, 140 cm<sup>3</sup>  
Starting system Manual start  
Electronic ignition systems  
Fuel tank 0.55 litres  
Vibrations at full throttle with load 12.0 m/s  
Weight without drill approx. 25.0 kg

Holder for drill attachment Ø 20 mm

**Note:**  
Delivery does not include the drill attachment!



Art.-No. EB400PRO  
EAN 40 47424 00578 1

RRP excl. VAT 335,29 EUR  
RRP incl. VAT 399,00 EUR

## ACCESSORIES FOR EB 400PRO



### Ø 150 mm drill bit, L/910 mm

Art.-No. 5EB400150 EAN 40 47424 04858 0

RRP excl. VAT 57,98 EUR  
RRP incl. VAT 69,00 EUR

### Ø 200 mm drill bit, L/910 mm

Art.-No. 5EB400200 EAN 40 47424 04859 7

RRP excl. VAT 66,39 EUR  
RRP incl. VAT 79,00 EUR

### Ø 250 mm drill bit, L/910 mm

Art.-No. 5EB400250 EAN 40 47424 04860 3

RRP excl. VAT 83,19 EUR  
RRP incl. VAT 99,00 EUR

### Ø 300 mm drill bit, L/910 mm

Art.-No. 5EB400300 EAN 40 47424 00628 3

RRP excl. VAT 91,60 EUR  
RRP incl. VAT 109,00 EUR

### shaft extension 455 mm

Art.-No. 5EB400V455 EAN 40 47424 04861 0

RRP excl. VAT 18,40 EUR  
RRP incl. VAT 21,90 EUR

## EARTH AUGER-SET EB 520G



**SET**  
incl. drill bits  
100 mm  
150 mm  
200 mm

### This professional drill bit has a replaceable centring tip and cutting plates

2-stroke engine  
(petrol/oil mixture 1:25)  
max. power 1.75 kW at 7.500 rpm  
Displacement 52 cm<sup>3</sup>  
Weight without drill approx. 8.8 kg

Holder for drill attachment Ø 20 mm



Art.-No. EB520G  
EAN 40 47424 00553 8

RRP excl. VAT 184,03 EUR  
RRP incl. VAT 219,00 EUR

## ACCESSORIES FOR EB 520G



### Ø 80 mm drill bit, L/800 mm

Art.-No. 5EB80	EAN 40 47424 05177 1
RRP excl. VAT	<b>49,58</b> EUR
RRP incl. VAT	<b>59,00</b> EUR

### Ø 100 mm drill bit, L/800 mm

Art.-No. 5EB100	EAN 40 47424 00250 6
RRP excl. VAT	<b>49,58</b> EUR
RRP incl. VAT	<b>59,00</b> EUR

### Ø 150 mm drill bit, L/800 mm

Art.-No. 5EB150	EAN 40 47424 00251 3
RRP excl. VAT	<b>52,10</b> EUR
RRP incl. VAT	<b>62,00</b> EUR

### Ø 200 mm drill bit, L/800 mm

Art.-No. 5EB200	EAN 40 47424 00252 0
RRP excl. VAT	<b>56,30</b> EUR
RRP incl. VAT	<b>67,00</b> EUR

### Ø 250 mm drill bit, L/800 mm

Art.-No. 5EB250	EAN 40 47424 00554 5
RRP excl. VAT	<b>59,66</b> EUR
RRP incl. VAT	<b>71,00</b> EUR

### Ø 300 mm drill bit, L/800 mm

Art.-No. 5EB300	EAN 40 47424 05178 8
RRP excl. VAT	<b>63,03</b> EUR
RRP incl. VAT	<b>75,00</b> EUR

## ACCESSORIES FOR EB 520G

### shaft extension 400 mm

Art.-No. 5EBV400	EAN 40 47424 00659 7
RRP excl. VAT	<b>13,36</b> EUR
RRP incl. VAT	<b>15,90</b> EUR

### shaft extension 600 mm

Art.-No. 5EBV600	EAN 40 47424 00555 2
RRP excl. VAT	<b>15,88</b> EUR
RRP incl. VAT	<b>18,90</b> EUR

### 1 set cutting plates for Ø 80 mm drill bits

Art.-No. 53EB80	EAN 40 47424 05184 9
RRP excl. VAT	<b>3,35</b> EUR
RRP incl. VAT	<b>3,99</b> EUR

### 1 set cutting plates for Ø 100 mm drill bits

Art.-No. 53EB100	EAN 40 47424 00646 7
RRP excl. VAT	<b>3,35</b> EUR
RRP incl. VAT	<b>3,99</b> EUR

### 1 set cutting plates for Ø 150 mm drill bits

Art.-No. 53EB150	EAN 40 47424 05179 5
RRP excl. VAT	<b>3,35</b> EUR
RRP incl. VAT	<b>3,99</b> EUR

### 1 set cutting plates for Ø 200 mm drill bits

Art.-No. 53EB200	EAN 40 47424 05180 1
RRP excl. VAT	<b>3,35</b> EUR
RRP incl. VAT	<b>3,99</b> EUR

## ACCESSORIES FOR EB 520G

### 1 set cutting plates for Ø 250 mm drill bits

Art.-No. 53EB250	EAN 40 47424 05181 8
RRP excl. VAT	<b>3,35</b> EUR
RRP incl. VAT	<b>3,99</b> EUR

### 1 set cutting plates for Ø 300 mm drill bits

Art.-No. 53EB300	EAN 40 47424 00647 4
RRP excl. VAT	<b>3,35</b> EUR
RRP incl. VAT	<b>3,99</b> EUR

### centering tip fitting all sizes of drill bits

Art.-No. 53EBZS	EAN 40 47424 05182 5
RRP excl. VAT	<b>4,19</b> EUR
RRP incl. VAT	<b>4,99</b> EUR



## MULCHING MOWER HGM 550



4-stroke petrol engine LC1P70FC  
3.5 kW, 196 cm<sup>3</sup>  
max. torque 10,5 Nm  
Fuel-/ engine oil volume 1.0 / 0.5 l  
Starting system Manual start  
max. cutting width 550 mm  
Cutting height, skids (level I / level II) 30 / 100 mm  
Cutting height, front guide wheel (stepless) 30 to 90 mm  
1 blade  
Pneumatic tyres with agricultural tread 3.50-6  
Drive via belt  
max. climbing ability 20°  
Weight approx. 70 kg



Art.-No. HGM550  
EAN 40 47424 00762 4

RRP excl. VAT **1.168,07** EUR  
RRP incl. VAT **1.390,00** EUR

## HIGH GRASS CUTTER HGM 550



4-stroke petrol engine LC1P70FC  
3.5 kW, 196 cm<sup>3</sup>  
max. torque 10,5 Nm  
Fuel-/ engine oil volume 1.0 / 0.5 l  
Starting system Manual start  
max. cutting width 580 mm  
max. cutting height 35 mm  
4 blades  
Pneumatic tyres with agricultural tread 3.50-6  
Drive via belt  
max. climbing ability 20°  
Weight approx. 57 kg




Art.-No. HGS580  
EAN 40 47424 0824 9

RRP excl. VAT **1.000,00** EUR  
RRP incl. VAT **1.190,00** EUR

## HIGH GRASS CUTTER HGS 700



4-stroke petrol engine LC1P75F  
4.5 kW, 224 cm<sup>3</sup>  
max. torque 14,0 Nm  
Fuel-/ engine oil volume 1.4 / 0.5 l  
Starting system Manual start  
max. cutting width 700 mm  
max. cutting height 35 mm  
6 blades  
Pneumatic tyres with agricultural tread 3.50-6  
Drive via belt  
max. climbing ability 20°  
Weight approx. 78 kg



Art.-No. HGS700  
EAN 40 47424 09141 8

RRP excl. VAT **1.168,07** EUR  
RRP incl. VAT **1.390,00** EUR

## TRENCHER GF 450



4-stroke petrol engine G200F  
4.1 kW, 196 cm<sup>3</sup>  
Fuel-/ engine oil volume 3.6 / 0.6 litre  
Starting system Manual start  
max. digging width 10 cm  
max. digging depth 45 cm (continuously adjustable)



The soil is moved out of the trench and onto the side using a screw conveyor.  
Delivery includes digging chain with hardened, replaceable teeth.  
Dimensions (LxWxH) ca. 1,560 x 700 x 800 mm  
Weight approx. 155 kg

**This new, improved model features simple height adjustment and a chain tensioner.**



Art.-No. GF450  
EAN 40 47424 00418 0

RRP excl. VAT **1.924,37 EUR**  
RRP incl. VAT **2.290,00 EUR**

## TRENCHER GF 800



4-stroke petrol engine G420F  
9.0 kW, 420 cm<sup>3</sup>  
Fuel-/ engine oil volume 6.5 / 1.1 litre  
Starting system Manual start  
max. digging width 10 cm  
max. digging depth 60 cm (adjustable in 3 stages)



The soil is moved out of the trench and onto the side using a screw conveyor.  
Delivery includes digging chain with hardened, replaceable teeth.  
Dimensions (LxWxH) ca. 2,100 x 720 x 1,100 mm  
Weight approx. 195 kg



Art.-No. GF800  
EAN 40 47424 00653 5

RRP excl. VAT **2.260,50 EUR**  
RRP incl. VAT **2.690,00 EUR**

## STUMP GRINDER BSF 15



4-stroke petrol engine G420F  
9.0 kW, 420 cm<sup>3</sup>  
Fuel-/ engine oil volume 6.5 / 1.1 l  
Starting system Manual start  
Milling wheel Ø 300 mm  
Milling depth 235 mm  
Track width 760 mm  
Replaceable milling teeth  
Dimensions (LxWxH) ca. 1,250 x 750 x 1,050 mm  
Weight approx. 110 kg



**The new control arm makes milling even easier.**

**Milling head - new design with innovative milling teeth!**



Art.-No. BSF15  
EAN 40 47424 00501 9

RRP excl. VAT **1.336,13 EUR**  
RRP incl. VAT **1.590,00 EUR**

## PETROL WOOD CHIPPER RAMBO HC10



- ✓ ADJUSTABLE CHUTE/FLAP
- ✓ FOLDABLE FEED HOPPER

### with duplex blade drum

4-stroke petrol engine, 196 cm<sup>3</sup>  
max. engine power 4.1 kW at 3,600 rpm  
Starting system Manual start  
Insert for shredding branches up to approx. Ø 100 mm  
Blade speed 2,400 rpm  
Oil tank volume 0.6 litres  
Dimensions (LxWxH) 1,670 x 570 x 1,060 mm  
Weight approx. 100 kg

Dimensions of feed hopper:  
top approx. 450 x 380 mm  
bottom approx. 155 x 135 mm



**Drum shredder with  
two replaceable blades,  
incl. operating hours counter.**



Art.-No. RAMBOHC10  
EAN 40 47424 00665 8

RRP excl. VAT **1.000,00 EUR**  
RRP incl. VAT **1.190,00 EUR**

## ELECTRIC WOOD CHIPPER RAMBO HC10E



- ✓ ADJUSTABLE CHUTE/FLAP
- ✓ FOLDABLE FEED HOPPER

### with duplex blade drum

Electric motor 230 V / 50 Hz, 2.2 kW  
Insert for shredding branches up to approx. 50 mm  
Blade speed 2,400 rpm  
Dimensions (LxWxH) 1,670 x 570 x 1,060 mm  
Weight approx. 100 kg



Dimensions of feed hopper:  
top approx. 450 x 380 mm  
bottom approx. 155 x 135 mm



**Drum shredder with  
two replaceable blades,  
incl. operating hours counter.**

Art.-No. RAMBOHC10E  
EAN 40 47424 00666 5

RRP excl. VAT **1.000,00 EUR**  
RRP incl. VAT **1.190,00 EUR**

## PRO PETROL WOOD CHIPPER RAMBO HC10PRO



- ✓ ADJUSTABLE CHUTE/FLAP
- ✓ FOLDABLE CHUTE
- ✓ FOLDABLE FEED HOPPER

### with duplex blade drum

4-stroke petrol engine, 212 cm<sup>3</sup>  
max. engine power 4.4 kW at 3,600 rpm  
Starting system Manual start  
Insert for shredding branches up to approx. Ø 100 mm  
Blade speed 2,000 rpm  
Oil tank volume 0.6 litres  
Dimensions (LxWxH) 1,670 x 570 x 1,060 mm  
Weight approx. 100 kg

**Professional drum chipper with  
two special interchangeable  
blades and large studded tyres.**



**The newly developed flywheel  
produces the best shredding results!**

**Delivery includes operating hours counter.**



Art.-No. RAMBOHC10PRO  
EAN 40 47424 00791 4

RRP excl. VAT **1.168,07 EUR**  
RRP incl. VAT **1.390,00 EUR**

## PETROL WOOD CHIPPER RAMBO HC15



- ✓ ADJUSTABLE CHUTE/FLAP
- ✓ FOLDABLE FEED HOPPER



### with duplex blade drum

4-stroke petrol engine, 420 cm<sup>3</sup>  
max. engine power 9.0 kW at 3,600 rpm  
Starting system Manual start + **electric start and battery**  
Insert for shredding branches up to approx. Ø 120 mm  
Blade speed 2,000 rpm  
Oil tank volume 1.1 litres  
Axle width 780 mm  
Dimensions (LxWxH) 1,900 x 800 x 1,500 mm  
Weight approx. 170 kg

Ejection height: approx. 1,400 mm  
Dimensions of feed hopper:  
top approx. 495 x 435 mm  
bottom approx. 300 x 155 mm

**Drum shredder with two interchangeable blades. Easy cleaning of the feed chute, incl. operating hours counter.**



Art.-No. RAMBOHC15  
EAN 40 47424 00645 0

RRP excl. VAT **1.672,27 EUR**  
RRP incl. VAT **1.990,00 EUR**

## ELECTRIC WOOD CHIPPER RAMBO HC15E



- ✓ ADJUSTABLE CHUTE/FLAP
- ✓ FOLDABLE FEED HOPPER

### with duplex blade drum

Electric motor 400 V / 5.5 kW (S6-40%), 32 A  
Insert for shredding branches up to approx. Ø 100 mm  
Blade speed 2,1000 rpm  
Axle width 780 mm  
Maße (LxWxH) 1,900 x 800 x 1,500 mm  
Weight approx. 170 kg



Ejection height: approx. 1,400 mm  
Dimensions of feed hopper:  
top approx. 495 x 435 mm  
bottom approx. 300 x 155 mm

**Drum shredder with two interchangeable blades. Easy cleaning of the feed chute, incl. operating hours counter.**

Art.-No. RAMBOHC15E  
EAN 40 47424 00675 7

RRP excl. VAT **1.756,30 EUR**  
RRP incl. VAT **2.090,00 EUR**

## PROFESSIONAL-PETROL WOOD CHIPPER RAMBO HC15PRO



- ✓ ADJUSTABLE CHUTE/FLAP
- ✓ FOLDABLE CHUTE
- ✓ FOLDABLE FEED HOPPER
- ✓ PENDULUM AXLE FOR TERRAIN



### with duplex blade drum

4-stroke petrol engine, 420 cm<sup>3</sup>  
max. engine power 9.0 kW at 3,600 rpm  
Starting system Manual start + **electric start and battery**  
Insert for shredding branches up to approx. Ø 150 mm  
Blade speed 2,000 rpm  
Oil tank volume 1,1 l  
Maße (LxWxH) 2,000 x 790 x 1,600 m  
Weight approx. 295 kg

Dimensions of feed hopper:  
top approx. 630 x 340 mm  
bottom approx. 300 x 230 mm



**Drum shredder with two replaceable blades, incl. operating hours counter.**



Art.-No. RAMBOHC15PRO  
EAN 40 47424 00922 2

RRP excl. VAT **1.924,37 EUR**  
RRP incl. VAT **2.290,00 EUR**

## PETROL COMBI CHIPPER RAMBO HC10DUO



### with 2 feed hopper and suction hose

4-stroke petrol engine, 212 cm<sup>3</sup>  
max. engine power 4.4 kW at 3,600 rpm  
Starting system Manual start  
Unleaded petrol fuel  
Fuel-/ engine oil volume 3.0 / 0.6 litre

#### Feed hopper for branches:

Blade speed 2,000 rpm  
max. branch thickness Ø 100 mm  
2 blades

#### Feed hopper for foliage:

Blade speed 2,000 rpm  
4 flail blades  
4 hammer blades

Weight approx. 202 kg



Art.-No. RAMBOHC10DUO  
EAN 40 47424 00837 9

RRP excl. VAT  
RRP incl. VAT

1.252,10 EUR  
1.490,00 EUR

## PETROL COMBI CHIPPER RAMBO HC15L



### for shredding branches and leaves

4-stroke petrol engine, 420 cm<sup>3</sup>  
max. engine power 9.0 kW at 3,600 rpm  
Starting system Manual start + **electric start and battery**  
Unleaded petrol fuel  
Fuel-/ engine oil volume 6.5 / 1.1 litre  
Insert for shredding branches up to approx. Ø 100 mm  
22 movable flail blades  
4 shredder blades (2 large, 2 small)

Dimensions (LxWxH) 2,675 x 1,050 x 1,990 mm  
Weight approx. 280 kg



Art.-No. RAMBOHC15L  
EAN 40 47424 00898 0

RRP excl. VAT  
RRP incl. VAT

1.672,27 EUR  
1.990,00 EUR

## HYDRAULIC PETROL CHIPPER RAMBO HC15H



### Petrol chipper with hydraulic feed roller

4-stroke petrol engine, 420 cm<sup>3</sup>  
max. engine power 9.0 kW at 3,600 rpm  
Starting system Manual start + **electric start and battery**  
Hydraulic feed for shredding branches up to Ø 120 mm  
Blade speed 2,250 rpm

Hydraulic motor 10 ml/rev at 20 MPa  
Rotational speed of the feed roller 50 - 600 rpm  
Hydraulic oil volume 14 litres  
Axle width 800 mm  
Dimensions (LxWxH) 2,900 x 965 x 1,800 mm  
Weight approx. ca. 289 kg

#### Feed hopper height:

850 mm on the operator side, 600 mm on the motor side

#### Blades:

220 x 55 mm, fastened with 3 screws  
5 free-spinning mulching blades per shaft

Feed: 180 x 170 mm, Ejection: 140 x 140 mm

**PROFESSIONAL  
DISC WHEEL CHIPPER**



Art.-No. RAMBOHC15H  
EAN 40 47424 00702 0

RRP excl. VAT  
RRP incl. VAT

3.016,81 EUR  
3.590,00 EUR

## HYDRAULIC PETROL CHIPPER RAMBO HC15H V2

✓ INCL. OPERATING  
HOURS COUNTER

✓ ADJUSTABLE  
CHUTE/FLAP

✓ FOLDABLE  
FEED HOPPER

Available  
spring  
2026



INCL.  
E-START

**NEW**

### PRO chipper with a hydraulic feed roller and a large 2-cylinder petrol engine

V2 engine, 999cm<sup>3</sup>  
max. engine power 24.5 kW at 3,600 rpm  
Starting system Manual start + **electric start and battery**  
Hydraulic feed for shredding branches up to Ø 150 mm  
Blade speed 2,250 rpm  
Hydraulic motor 10 ml/rev at 20 MPa  
Rotational speed of the feed roller 50 - 600 rpm  
Hydraulic oil volume 14 litres  
Axle width 800 mm  
Dimensions (LxWxH) 2,900 x 850 x 1,800 mm  
Weight approx. ca. 365 kg

Feed hopper height: 850 mm on the operator side

#### Blades:

220 x 55 mm, fastened with 3 screws  
5 free-spinning mulching blades per shaft

Feed: 180 x 170 mm, Ejection: 140 x 140 mm

✓ PROFESSIONAL  
DISC WHEEL CHIPPER



Art.-No. RAMBOHC15HV2  
EAN 40 47424 09143 2

RRP excl. VAT  
RRP incl. VAT

**3.781,51 EUR**  
**4.500,00 EUR**

## HYDRAULIC PTO CHIPPER RAMBO HC20HZ

✓ ADJUSTABLE  
CHUTE/FLAP

✓ FOLDABLE  
FEED HOPPER

✓ FOLDABLE  
CHUTE

✓ INCL.  
PTO SHAFT



### Zapfwellen-Häcksler mit hydraulischer Einzugswalze

Drive via PTO shaft  
Tractor approx. 20 HP / max. 540 rpm  
Hydraulic feed for shredding branches up to Ø 200 mm  
Blade speed 1,100 rpm  
Ejection chute / Ejection flap 360° rotatable / adjustable  
Individually adjustable feed speed  
Hydraulic oil volume 26.5 litres

Dimensions (LxWxH) 1,885 x 1,917 x 2,185 mm  
Weight approx. 475 kg

✓ PROFESSIONAL  
DISC WHEEL CHIPPER



Art.-No. RAMBOHC20HZ  
EAN 40 47424 00746 4

RRP excl. VAT  
RRP incl. VAT

**3.352,94 EUR**  
**3.990,00 EUR**

## HYDRAULIC PETROL CHIPPER RAMBO V2

INCL.  
E-START

✓ ADJUSTABLE  
CHUTE/FLAP

✓ FOLDABLE  
CHUTE

✓ FOLDABLE  
FEED HOPPER



### PRO chipper with a large 2-cylinder petrol engine

V2 engine, 999cm<sup>3</sup>  
max. engine power 24.5 kW at 3,600 rpm  
Starting system Manual start + **electric start and battery**  
Unleaded petrol fuel  
Fuel-/ engine oil volume 10.0 / 2.4 litre  
max. branch thickness Ø 150 mm  
3 shredder blades

#### Dimensions of feed hopper:

top approx. 610 x 550 mm  
bottom approx. 300 x 230 mm

Dimensions (LxWxH) 2,778 x 1,043 x 1,685 mm  
Weight approx. 370 kg

✓ PROFESSIONELLER  
SCHEIBENRADHÄCKSLER



Art.-No. RAMBOV2  
EAN 40 47424 00962 8

RRP excl. VAT  
RRP incl. VAT

**3.352,94 EUR**  
**3.990,00 EUR**

## PEDROL WOOD CHIPPER RAMBO HM200



-  FOLDABLE CHUTE
-  FOLDABLE FEED HOPPER

INCL.  
E-START



### Petrol-powered wood chipper for producing firewood

4-stroke petrol engine, 420 cm<sup>3</sup>  
 max. engine power 9.0 kW at 3,600 rpm  
 Starting system Manual start + **electric start and battery**  
 Unleaded petrol fuel  
 Fuel-/ engine oil volume 6.5 / 1.1 litre  
 Chopping blade 2 x 3  
 max. branch thickness Ø 100 mm  
 max. cut length 250 mm  
 Processing speed: up to 400 cuts/min  
 Feed hopper height: ~1,300 mm  
 Dimensions of feed hopper, bottom: 440 x 370 mm  
 Dimensions (LxWxH) 2,372 x 800 x 1,460 mm  
 Weight (net/gross) 370 / 400 kg  
 Packaging (LxWxH) 1,400 x 570 x 1,320 mm


**Mesh container included in delivery.9**



Chopping blade



Petrol engine



Chassis with parking brake and drawbar.

Art.-No. RAMBOHM200  
 EAN 40 47424 00901 7

RRP excl. VAT  
 RRP incl. VAT

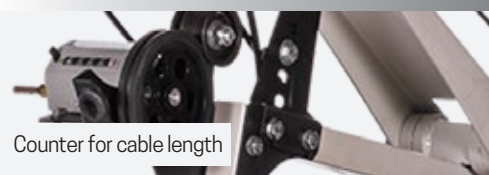
1.672,27 EUR  
 1.990,00 EUR

## CABLE LAYING MACHINE KVM 500



4-stroke petrol engine, 196 cm<sup>3</sup>  
 max. engine power 4.1 kW at 3,600 rpm  
 Starting system Manual start  
 Unleaded petrol fuel  
 Drive via field wheels  
 Laying depth 0 - 50 mm  
 Speed 3 km/h  
 Cable diameter 2.7 or 3.4 mm  
 Guide wheel with a rotation angle of 180°  
 Handlebar height adjustment: 5 positions  
 Handlebar tilt adjustment, multiple on both sides  
 Weight (net/gross) 80 / 90 kg  
 Packaging (LxWxH) 710 / 810 / 610 mm

**A cable length counter is provided as standard.**



Counter for cable length



Art.-No. KVM500  
 EAN 40 47424 00945 1

RRP excl. VAT  
 RRP incl. VAT

**1.672,27 EUR**  
**1.990,00 EUR**

## ACCESSORIES FOR KVM 500



### Cable reel 2,7 mm / 150 m

Art.-No. 5KVM50027150 EAN 40 47424 07326 1

RRP excl. VAT **83,19 EUR**  
 RRP incl. VAT **99,00 EUR**

### Cable reel 2,7 mm / 500 m

Art.-No. 5KVM50027500 EAN 40 47424 07327 8

RRP excl. VAT **125,21 EUR**  
 RRP incl. VAT **149,00 EUR**

### Cable reel 3,4 mm / 150 m

Art.-No. 5KVM50034150 EAN 40 47424 07328 5

RRP excl. VAT **91,60 EUR**  
 RRP incl. VAT **109,00 EUR**

### Cable reel 3,4 mm / 500 m


Art.-No. 5KVM50034500 EAN 40 47424 07329 2

RRP excl. VAT **133,61 EUR**  
 RRP incl. VAT **159,00 EUR**

## CABLE REEL: OUTER DIAMETER Ø 400 MM



Swivel  
guide wheel



Adjustment of  
track width

## MINI-TRACKED-DUMPER MD 300

WITH GAS PRESSURE SPRING



## MINI-WHEELED-DUMPER MD 300R

4 WHEEL DRIVE



Technical data	MD 300	MD 300R
<b>Engine</b>	4-stroke petrol engine G200F	4-stroke petrol engine G200F
<b>Displacement</b>	196 cm <sup>3</sup>	196 cm <sup>3</sup>
<b>Power</b>	4.1 kW	4.1 kW
<b>Max. RPM</b>	3,600 rpm	3,600 rpm
<b>Drive</b>	<b>Gear drive</b> 3 forward gears 1 reverse gear Automatic safety brake	<b>Gear drive</b> 3 forward gears 1 reverse gear Automatic safety brake
<b>Starting system</b>	Recoil starter	Recoil starter
<b>Working speed</b>	forward max. 3.6km/h; reverse 1.2 km/h	forward max. 3.6km/h; reverse 1.2 km/h
<b>Steering</b>	Steering brake	Steering brake
<b>Trough type</b>	foldable drop sides	closed trough
<b>Tilting device</b>	manual	manual
<b>Ground clearance</b>	55 mm	100 mm
<b>Max. payload</b>	300 kg	300 kg
<b>Weight net</b>	228 kg	272 kg
<b>Dimensions (LxWxH)</b>	1,595 x 700 x 940 mm	1,327 x 730 x 1,038 mm
<b>Art.-No.</b>	MD300	MD300R
<b>EAN</b>	40 47424 00375 6	40 47424 00591 0
RRP excl. VAT	<b>1.504,20 EUR</b>	<b>1.420,17 EUR</b>
RRP incl. VAT	<b>1.790,00 EUR</b>	<b>1.690,00 EUR</b>

## ACCESSORIES FOR MD 300



Innovative snow blade for the MD300 allows lifting and lowering

Art.-No. 5MDSS

EAN 40 47424 00376 3

RRP excl. VAT  
RRP incl. VAT

**243,70 EUR**  
**290,00 EUR**

## Wood loading frame for MD 300

Art.-No. 5MD300THR

EAN 40 47424 00690 0

RRP excl. VAT  
RRP incl. VAT



**327,73 EUR**  
**390,00 EUR**

## FOR MD 300R

Innovative snow blade for the MD300R allows lifting and lowering

Art.-No. 5MD300RSS

EAN 40 47424 00601 6

RRP excl. VAT  
RRP incl. VAT

**243,70 EUR**  
**290,00 EUR**



## MINI-TRACKED-DUMPER MD 500

✓ STANDING PLATFORM  
IS OPTIONAL



▶ PRODUCT VIDEO  
ONLINE



## MINI-TRACKED-DUMPER MD 500H

✓ STANDING PLATFORM  
IS OPTIONAL



## MINI-TRACKED-DUMPER MD 500HPRO

✓ STANDING PLATFORM  
INCLUDED



The figure shows optional equipment,  
the snow blade is not included.

Technical data	MD 500	MD 500H	MD 500HPRO
<b>Engine</b>	4-stroke petrol engine G200F	4-stroke petrol engine G270F	4-stroke petrol engine G270F
<b>Displacement</b>	196 cm <sup>3</sup>	270 cm <sup>3</sup>	270 cm <sup>3</sup>
<b>Power</b>	4.1 kW	6.0 kW	6.0 kW
<b>Max. RPM</b>	3,600 rpm	3,600 rpm	3,600 rpm
<b>Drive</b>	<b>Gear drive</b> 3 forward gears 1 reverse gear	<b>Gear drive</b> 3 forward gears 1 reverse gear	<b>Zahnradgetriebe</b> „Made in Japan“ 6 forward gears 2 reverse gear
<b>Starting system</b>	Recoil starter	Recoil starter	Recoil starter
<b>Max. Working pressure</b>	–	200 bar	200 bar
<b>Steering</b>	Steering brake	Steering brake	Steering brake
<b>Trough type</b>	foldable drop sides	closed trough	closed trough
<b>Tilting device</b>	manual	hydraulic	hydraulic
<b>Ground clearance</b>	55 mm	55 mm	130 mm
<b>Max. payload</b>	500 kg	500 kg	500 kg
<b>Weight net</b>	228 kg	272 kg	272 kg
<b>Dimensions (LxWxH)</b>	1,725 x 750 x 1,010 mm	1,600 x 720 x 1,030 mm	1,706 x 704 x 975 mm
<b>Art.-No.</b>	MD500	MD500H	MD500HPRO
<b>EAN</b>	40 47424 00395 4	40 47424 00478 4	40 47424 00671 9
RRP excl. VAT	<b>1.756,30</b> EUR	<b>2.260,50</b> EUR	<b>2.512,61</b> EUR
RRP incl. VAT	<b>2.090,00</b> EUR	<b>2.690,00</b> EUR	<b>2.990,00</b> EUR

## ACCESSORIES

**Snow blade for MD 500, MD 500H, MD 500HPRO-HTS  
B/990 x H/491 mm – The new, innovative snow blade  
enables lifting and lowering!**

Art.-No. 5MD5SS

EAN 40 47424 00503 3

RRP excl. VAT  
RRP incl. VAT

**243,70** EUR  
**290,00** EUR



**Snow blade for MD 500HPRO – The new, innovative snow  
blade enables lifting and lowering!**

Art.-No. 5MD35SS

EAN 40 47424 00504 0

RRP excl. VAT  
RRP incl. VAT

**243,70** EUR  
**290,00** EUR

**Snow blade for MD 500HPRO-T  
B/990 x H/491 mm – The new, innovative snow blade  
enables lifting and lowering!**


Art.-No. 5MD500HPROTSS

EAN 40 47424 00720 4

RRP excl. VAT  
RRP incl. VAT

**243,70** EUR  
**290,00** EUR

## MINI-TRACKED-DUMPER MD 500PRO-S



SELF-LOADING  
SHOVELL

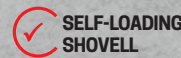


STANDING PLATFORM  
INCLUDED

## MINI-TRACKED-DUMPER MD 500PRO-HTS



HIGH-TIP-FUNCTION



SELF-LOADING  
SHOVELL



STANDING PLATFORM  
INCLUDED

Technical data	MD 500PRO-S	MD 500PRO-HTS
<b>Engine</b>	4-stroke petrol engine	4-stroke petrol engine G300F
<b>Displacement</b>	270 cm <sup>3</sup>	302 cm <sup>3</sup>
<b>Power</b>	6.0 kW	6.8 kW
<b>Max. RPM</b>	3,600 rpm	3,600 rpm
<b>Drive</b>	<b>Gear drive</b> 6 forward gears 2 reverse gear	<b>Gear drive</b> 6 forward gears 2 reverse gear
<b>Starting system</b>	Recoil starter	Recoil starter
<b>Max. Working pressure</b>	200 bar	200 bar
<b>Steering</b>	Steering brake	Steering brake
<b>Trough type</b>	closed trough	closed trough
<b>Tilting device</b>	hydraulic	hydraulic
<b>Ground clearance</b>	105 mm	105 mm
<b>Max. payload</b>	500 kg	500 kg
<b>Load volume, shovel</b>	0,06 m <sup>3</sup> / ca. 95 kg	0,06 m <sup>3</sup> / ca. 95 kg
<b>Weight net</b>	345 kg	446 kg
<b>Dimensions (LxWxH)</b>	1,750 x 714 x 1,259 mm	1,750 x 714 x 1,259 mm
<b>Art.-No.</b>	MD500HPROS	MD500HPROHTS
<b>EAN</b>	40 47424 00799 0	40 47424 00797 6
RRP excl. VAT	<b>3.352,94</b> EUR	<b>3.193,28</b> EUR
RRP incl. VAT	<b>3.990,00</b> EUR	<b>4.990,00</b> EUR

## ACCESSORIES FOR MD 500 SERIE

### Wood loading frame for MD 500

Art.-No. 5MD500THR	EAN 40 47424 00688 7
RRP excl. VAT	<b>331,93</b> EUR
RRP incl. VAT	<b>395,00</b> EUR

### Wood loading frame for MD 500H

Art.-No. 5MD500HTHR	EAN 40 47424 00689 4
RRP excl. VAT	<b>327,73</b> EUR
RRP incl. VAT	<b>390,00</b> EUR

### Wood loading frame for MD 500HPRO & MD 500HPRO-S

Art.-No. 5MD5HR	EAN 40 47424 03945 8
RRP excl. VAT	<b>327,73</b> EUR
RRP incl. VAT	<b>390,00</b> EUR

### Trough for MD 500HPRO & MD 500HPRO-S with hinged side panels

Art.-No. 5MD500HM	EAN 40 47424 00522 4
RRP excl. VAT	<b>411,76</b> EUR
RRP incl. VAT	<b>490,00</b> EUR

### Trough for MD 500H with hinged side panels


Art.-No. 5MD500HTM	EAN 40 47424 00625 2
RRP excl. VAT	<b>411,76</b> EUR
RRP incl. VAT	<b>490,00</b> EUR

### Slip-on side panel for MD 500H

Art.-No. 5MD500HAB	EAN 40 47424 03920 5
RRP excl. VAT	<b>378,15</b> EUR
RRP incl. VAT	<b>450,00</b> EUR

### Standing platform for MD 500 & MD 500H

Art.-No. 5MD500SP	EAN 40 47424 00726 6
RRP excl. VAT	<b>226,05</b> EUR
RRP incl. VAT	<b>269,00</b> EUR



## MINI-TRACKED-DUMPER MD 800HPRO



INNOVATIVE  
GEARBOX



HIGH GROUND  
CLEARANCE



STANDING PLATFORM  
INCLUDED

## MINI-TRACKED-DUMPER MD 800HPRO



INNOVATIVE  
GEARBOX



HIGH GROUND  
CLEARANCE



STANDING PLATFORM  
INCLUDED

NEW

Technical data	MD 800HPRO	MD 800HPRO-AR
<b>Engine</b>	4-stroke petrol engine 420F	4-stroke petrol engine G420F
<b>Displacement</b>	420 cm <sup>3</sup>	420 cm <sup>3</sup>
<b>Power</b>	9.0 kW	9.0 kW
<b>Max. RPM</b>	3,600 rpm	3,600 rpm
<b>Drive</b>	<b>Gear drive</b> 6 forward gears 2 reverse gear	<b>Gear drive</b> 6 forward gears 2 reverse gear
<b>Starting system</b>	Recoil starter	Recoil starter
<b>Max. Working pressure</b>	160 bar	160 bar
<b>Steering</b>	Steering brake	Steering brake
<b>Dump (LxWxH)</b>	1,390 x 760 x 350 mm	1,240 x 760 x 400 mm
<b>Trough type</b>	foldable drop sides	Roll-off trough with front flap-panel
<b>Tilting device</b>	hydraulic	hydraulic, can be tilted forward and parked
<b>Ground clearance</b>	110 mm	130 mm
<b>Max. payload</b>	500 kg	800 kg
<b>Weight net</b>	395 kg	430 kg
<b>Dimensions (LxWxH)</b>	1,595 x 700 x 940 mm	2,020 x 760 x 1,080 mm
<b>Art.-No.</b>	MD800HPRO	MD800HPROAR
<b>EAN</b>	40 47424 00729 7	40 47424 08403 8
RRP excl. VAT	<b>4.117,65</b> EUR	<b>4.327,73</b> EUR
RRP incl. VAT	<b>4.900,00</b> EUR	<b>5.150,00</b> EUR

## ACCESSORIES FOR MD 800HPRO & MD 800HPRO-AR

### Bulk goods trough 380 litre for MD 800HPRO

Art.-No. 5MD800HPROSM

EAN 40 47424 00742 6

RRP excl. VAT  
RRP incl. VAT

**503,36** EUR  
**599,00** EUR



### Roll-off trough for MD 800HPRO-AR

Art.-No. 5MD800HPROARM

EAN 40 47424 08404 5

RRP excl. VAT  
RRP incl. VAT

**495,80** EUR  
**590,00** EUR



### Wood loading frame for MD 800HPRO & MD 800HPRO-AR

Art.-No. 5MD800HPROHR

EAN 40 47424 00867 6

RRP excl. VAT  
RRP incl. VAT

**579,83** EUR  
**690,00** EUR

### Snow blade for MD 800HPRO & MD 800HPRO-AR

Art.-No. 5MD800HPROSS

EAN 40 47424 00863 8

RRP excl. VAT  
RRP incl. VAT

**378,15** EUR  
**450,00** EUR



## ELECTRIC-WHEELED-DUMPER MD 500EKN

✓ WITH ELECTROMAGNETIC BRAKE

✓ 100% ELEKTRIC-DRIVE



### Including an electric tilt function

Motor power 1,000 W  
 Rated voltage 48 V  
 Delivery includes battery and power supply unit  
 Battery 48V, 32Ah - 4 x 12V batteries connected in serie  
 Electromagnetic safety brake  
 Operating time max. 4 hours (depending on load)  
 Charging time (with fully discharged battery) approx. 12 hours  
 Dump dimensions (LxWxH) 1,050 x 720 x 400 mm  
 Working speed (stepless): forward max. 5.0 km/h  
 reverse max. 3.0 km/h

Ground clearance 110 mm  
 Weight net 215 kg  
 Payload max. 500 kg  
 Loading sill at a height of 710 mm  
 Dimensions (LxWxH) 1,600 x 780 x 100 mm

**An electric cylinder enables silent and easy unloading!**



✓ UNLOADING BY MEANS OF ELECTRIC CYLINDER

✓ LARGER BATTERY FOR MORE POWER

## ACCESSORIES FOR MD 500EKN

Available winter 2025/26



### Snow blade

Art.-No. 5MD500EKNSS

EAN 40 47424 00743 3

RRP excl. VAT  
 RRP incl. VAT

294,12 EUR  
 350,00 EUR

Art.-No. MD500EKN  
 EAN 40 47424 00703 7

RRP excl. VAT  
 RRP incl. VAT

2.008,40 EUR  
 2.390,00 EUR

## ELECTRIC-WHEELED-DUMPER MD 500EPRO



Motor power 750 W, Rated voltage 48 V  
incl. battery (4 x 12 V) each with a capacity of 32 Ah  
Electromagnetic safety brake  
Operating time max. 8 hours (depending on load)  
Charging time (with fully discharged battery) approx. 7 hours  
Battery (LxWxH): 270 x 75 x 170 mm  
Dump capacity: 350 litre  
Dump dimensions: top (LxWxH) 1,080 x 760 x 380 mm  
bottom (LxW) 590 x 530 mm  
Working speed (stepless): forward max. 5 km/h  
reverse max. 2,5 km/h

Wheelbase 750 mm  
2 gas springs make tipping heavy loads much easier  
Ground clearance 100 mm  
Weight net 178 kg  
Payload max. 500 kg  
Loading sill at a height of 900 mm  
Dimensions (LxWxH) 1,660 x 820 x 1,085 mm



100% ELEKTRIC-DRIVE

PRODUCTVIDEO  
ONLINE

Art.-No. MD500EPRO  
EAN 40 47424 00670 2

RRP excl. VAT **2.092,44 EUR**  
RRP incl. VAT **2.490,00 EUR**

## ELECTRIC-WHEELED-DUMPER MD 500EPRO-H



HYDRAULIC  
TIPPING FUNCTION

Motor power 750 W, Nennspannung 48 V  
incl. battery (4 x 12 V) each with a capacity of 32 Ah  
Electromagnetic safety brake  
Operating time max. 8 hours (depending on load)  
Charging time (with fully discharged battery) approx. 7 hours  
Battery (LxWxH): 270 x 75 x 170 mm  
Dump capacity: 350 litre  
Dump dimensions: top (LxWxH) 1,080 x 760 x 380 mm  
bottom (LxW) 590 x 530 mm  
Working speed (stepless): forward max. 5 km/h  
reverse max. 2,5 km/h

Wheelbase 750 mm  
its hydraulic tipping function makes unloading easy  
Ground clearance 100 mm  
Weight net 190 kg  
Payload max. 500 kg  
Loading sill at a height of 900 mm  
Dimensions (LxWxH) 1,660 x 820 x 1,085 mm



100% ELEKTRIC-DRIVE

PRODUCTVIDEO  
ONLINE

Art.-No. MD500EPROH  
EAN 40 47424 00823 2


RRP excl. VAT **2.428,57 EUR**  
RRP incl. VAT **2.890,00 EUR**

## ACCESSORIES FOR MD 500EPRO SERIE

### Snow blade, B/990 x H/491 mm

Art.-No. 5MD500ESS EAN 40 47424 00604 7

RRP excl. VAT **294,12 EUR**  
RRP incl. VAT **350,00 EUR**



### Snow chain

Art.-No. 5MD500ESK EAN 40 47424 00658 0

RRP excl. VAT **57,98 EUR**  
RRP incl. VAT **69,00 EUR**



## ELECTRIC-TRACKED-DUMPER MD 450E



Motor power 800 W, Rated voltage 60 V  
 Incl. 5 batteries, each with 12 V, 20 Ah  
 Battery dimensions (LxWxH) 180 x 80 x 175 mm  
 Disc brake with a safety cut-out  
 Operating time max. 3 hours (depending on load)  
 Charging time (with fully discharged battery) approx. 7 hours  
 Dump with foldable drop sides  
 Dump dimensions (LxWxH) 1,080 x 600 x 290 mm  
 2 forward gears and 2 reverse gears (high/low)  
 Caterpillar drive with a particularly high ground clearance of 130 mm  
 Weight net 215 kg  
 Payload max. 450 kg  
 Loading sill at a height of 700 mm  
 Dimensions (LxWxH) 1,740 x 730 x 910 mm



100% ELEKTRIC-DRIVE

PRODUKTVIDEO ONLINE



Art.-No. MD450E  
 EAN 40 47424 00660 3

RRP excl. VAT **2.260,50** EUR  
 RRP incl. VAT **2.690,00** EUR

## ELECTRIC-TRACKED-DUMPER MD 500EFN



- INCL. REMOTE CONTROL
- HYDRAULIC TIPPING FUNCTION

Motor power 1,500 W (2 x 750 W), Rated voltage 48 V  
 incl. 48 V charger, battery pack (4 x 12 V, 52 Ah)  
 100% Electric-drive  
 Electromagnetic safety brake  
 Operating time max. 4 hours (depending on load)  
 Charging time (with fully discharged battery) approx. 8 hours  
 Dump dimensions (LxWxT) 1,260 x 700 x 300 mm  
 The electro-hydraulic tipping function, like all other functions (such as LED lighting and the horn), can be controlled via the remote control.  
 Remote control range approx. 50 m  
 Working speed (stepless)  
 Forward 0–5 km/h and reverse 0–2.5 km/h  
 Caterpillar drive with a particularly high ground clearance of 120 mm  
 Weight net 295 kg, payload max. 400 kg  
 Loading sill at a height of 760 mm  
 Dimensions (LxWxH) 1,700 (1,900) x 700 x 1,210 mm



100% ELEKTRIC-DRIVE

PRODUKTVIDEO ONLINE



Art.-No. MD500EFN  
 EAN 40 47424 00970 3

RRP excl. VAT **2.512,61** EUR  
 RRP incl. VAT **2.990,00** EUR

## ACCESSORIES FOR MD 450E

### Bulk goods trough

Art.-No. 5MD450ESM EAN 40 47424 00743 3

UVP excl. MwSt. **377,31** EUR  
 UVP inkl. MwSt. **449,00** EUR



## ACCESSORIES FOR MD 500EFN

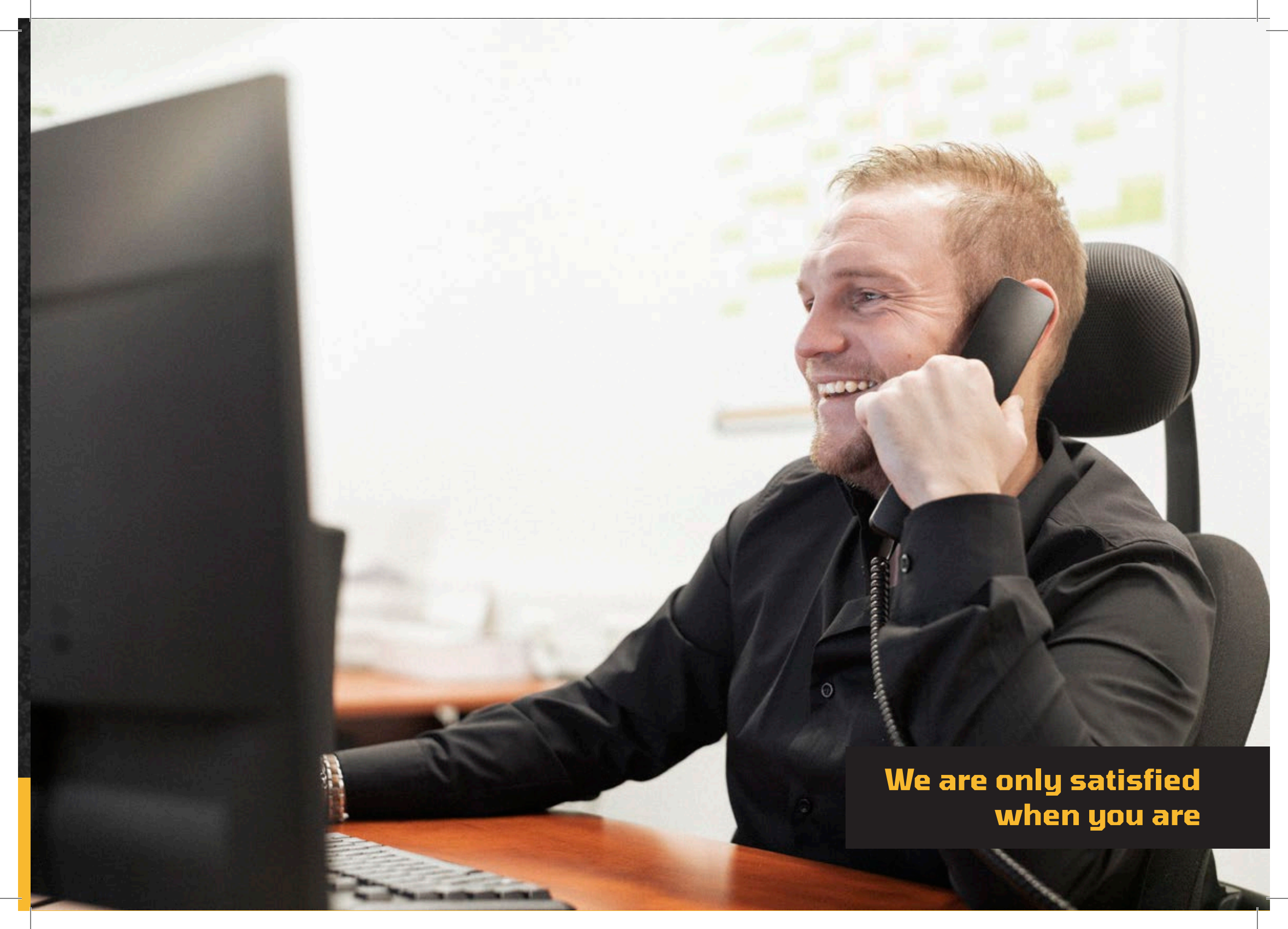
### Snow blade

Art.-No. 5MD500EFNSS EAN 40 47424 09126 5

RRP excl. VAT **243,70** EUR  
 RRP incl. VAT **290,00** EUR



Available  
 autumn  
 2025



**We are only satisfied  
when you are**


**New design!  
Powerful hydraulics!**

**DUMPER**

## MINI-TRACKED-DUMPER VH 500 RS SERIES

Fully hydraulic mini crawler dumpers with hydraulic tipping mechanism

- The fully hydraulic VH-500-RS models are the perfect helpers for all transport works and provide valuable services in many industries for a wide variety of activities.
- The VH-500-RS models can easily transport loads of up to 500 kg.
- Bulk and general cargos can be emptied using the hydraulic tipping skip.
- Rubber tracks provide excellent grip on slippery, smooth and muddy surfaces.
- Thanks to their extremely narrow design and compact dimensions, the VH-500-RS models can be manoeuvred safely through narrow gates and along narrow paths to their place of use.
- The solid steel construction, powerful double hydraulic pump combined with simple, intuitive controls and the operating platform make the VH-500-RS models the ideal helper.



✓ 3 ENGINE VARIANTS

✓ INCL. OPERATING PLATFORM

▶ PRODUCT VIDEO ONLINE

Technical data	VH 500 RS	VH 500GX RS	VH 500D RS
<b>Engine</b>	Single-cylinder 4-stroke OHV LONCIN petrol engine	Single-cylinder 4-stroke OHV <b>HONDA petrol engine</b>	Single-cylinder 4-stroke LONCIN diesel engine, air cooling
<b>Displacement</b>	252 cm <sup>3</sup>	196 cm <sup>3</sup>	349 cm <sup>3</sup>
<b>Power</b>	5.2 kW (7.1 PS)	4.3 kW (5.8 PS)	4.9 kW (6.7 PS)
<b>Max. RPM</b>	3,600 rpm	3,600 rpm	3,000 rpm
<b>Starting system</b>	Recoil starter	Recoil starter	Recoil starter + <b>Electric start</b>
<b>Weight net</b>	310 kg	310 kg	330 kg
<b>Art.-No.</b>	VH500RS	VH500GXRS	VH500DRS
<b>EAN</b>	40 47424 09120 3	40 47424 09122 7	40 47424 09121 0
RRP excl. VAT	<b>4.193,28 EUR</b>	<b>4.445,38 EUR</b>	<b>4.781,51 EUR</b>
RRP incl. VAT	<b>4.990,00 EUR</b>	<b>5.290,00 EUR</b>	<b>5.690,00 EUR</b>

### INFORMATION

<b>Drive</b>	hydraulic
<b>Steering</b>	full hydraulic / valve
<b>Dump dimensions</b>	L/1,060, W/690, H/570 mm
<b>Max. payload</b>	500 kg
<b>Dump volume</b>	ca. 0.28 m <sup>3</sup>
<b>Tilting device</b>	hydraulic, tiltable forwards
<b>Double hydraulic pump</b>	10 litres/min (at 3,000 rpm) each
<b>Hydraulic motors</b>	720 Nm (max.) each
<b>Working pressure max.</b>	180 bar
<b>Working speed (stepless/hydrostatic)</b>	forward – max. 2.9 km/h reverse – max. 2.3 km/h
<b>Battery (diesel only)</b>	12 V 20 Ah / 24 Ah
<b>Ground clearance</b>	65 mm
<b>Max. climbing ability:</b>	15°
<b>Dimensions caterpillar</b>	H/360, W/180 mm
<b>Dimensions</b>	L/1,690, W/700, H/1,260 mm

Simple and intuitive control via control lever for the fully hydraulic drive

Dump box with additional bulk material protection

Compact hydraulic tipping skip with a large tipping angle

Robust drives with excellent off-road capability for professional use

Foldable non-slip operating platform

**New design!  
Powerful hydraulics!  
hydraulics!**

## MINI-TRACKED-DUMPER VH 500PRO RS SERIES

✓ 3 ENGINE VARIANTS

✓ INCL. OPERATING PLATFORM

✓ SELF-LOADER

Fully hydraulic mini crawler dumpers with tipping hydraulics and a self-loading mechanism



Technical data	VH 500PRO RS	VH 500PROGX RS	VH 500PROD RS
<b>Engine</b>	Single-cylinder 4-stroke OHV LONCIN petrol engine	Single-cylinder 4-stroke OHV <b>HONDA petrol engine</b>	Single-cylinder 4-stroke LONCIN diesel engine, air cooling
<b>Displacement</b>	252 cm <sup>3</sup>	196 cm <sup>3</sup>	349 cm <sup>3</sup>
<b>Power</b>	5.2 kW (7.1 PS)	4.3 kW (5.8 PS)	4.9 kW (6.7 PS)
<b>Max. RPM</b>	3,600 rpm	3,600 rpm	3,600 rpm
<b>Starting system</b>	Recoil starter	Recoil starter	Recoil starter + <b>Electric start</b>
<b>Weight net</b>	360 kg	360 kg	380 kg
<b>Art.-No.</b>	VH500PRORS	VH500PROGXRS	VH500PRODRS
<b>EAN</b>	40 47424 09123 4	40 47424 09125 8	40 47424 09124 1
RRP excl. VAT	<b>5.201,68</b> EUR	<b>5.453,78</b> EUR	<b>5.873,95</b> EUR
RRP incl. VAT	<b>6.190,00</b> EUR	<b>6.490,00</b> EUR	<b>6.990,00</b> EUR

### INFORMATION

<b>Drive</b>	hydraulic
<b>Steering</b>	full hydraulic / valve
<b>Dump dimensions</b>	L/1,060, W/690, H/570 mm
<b>Max. payload</b>	500 kg
<b>Dump volume</b>	ca. 0.28 m <sup>3</sup>
<b>Tilting device</b>	hydraulic, tiltable forwards
<b>Double hydraulic pump</b>	10 litres/min (at 3,000 rpm) each
<b>Hydraulic motors</b>	720 Nm (max.) each
<b>Working pressure max.</b>	180 bar
<b>Working speed (stepless/hydrostatic)</b>	forward – max. 2.9 km/h reverse – max. 2.3 km/h
<b>Ground clearance</b>	65 mm
<b>Max. climbing ability:</b>	15°
<b>Dimensions caterpillar</b>	H/360, W/180 mm
<b>Dimensions</b>	L/1,690, W/700, H/1,260 mm

Simple and intuitive control via control lever for the fully hydraulic drive

Dump box with additional bulk material protection

Foldable non-slip operating platform

Compact hydraulic tipping skip with a large tipping angle

Hydraulic self-loading shovel (max. 150 kg) for easy loading of the skip

Robust drives with excellent off-road capability for professional use



## ACCESSORIES FOR VH 500 RS SERIES

The VH-500-A series' previous models are also compatible with this.

### Wood loading frame

Art.-No. 5VH500HR EAN 40 47424 00621 4

RRP excl. VAT **663,87** EUR  
RRP incl. VAT **790,00** EUR



### HIGH-TIP conversion kit

Art.-No. 5VH500PROUHT EAN 40 47424 00902 4

RRP excl. VAT **1.168,07** EUR  
RRP incl. VAT **1.390,00** EUR



## ACCESSORIES FOR VH 500PRO RS SERIES


The VH-500-A series' previous models are also compatible with this.

### Snow blade, 120 cm wide

Art.-No. 5VH500PROASS EAN 40 47424 00999 4

RRP excl. VAT **495,80** EUR  
RRP incl. VAT **590,00** EUR

Hydraulically adjustable snowplough blade



### Pallet fork, max. load 150 kg

Art.-No. 5VH500PROAPG EAN 40 47424 00722 8

RRP excl. VAT **495,80** EUR  
RRP incl. VAT **590,00** EUR




### HIGH-TIP conversion kit

Art.-No. 5VH500PROUHT EAN 40 47424 00902 4

UVP excl. MwSt. **1.168,07** EUR  
UVP inkl. MwSt. **1.390,00** EUR



## HYDRAULIC LOG SPLITTER HOS 8N



✓ WOOD CATCHER  
AND TRAY EACH SIDE

**Electric motor** 230 V, 3.5 kW  
Operating mode S6 40%  
Protection class IP54  
Splitting force 8 t  
Splitting length min. - max. 250 - 550 mm  
Split wood Ø min. - max. 80 - 350 mm  
Hydraulic oil capacity max. 4.5 litres (HLP 46)  
Hydraulic pressure max. 28.0 MPa  
Working speed:  
Forward 4.5 cm/s – Reverse 20.0 cm/s  
Weight approx. 113 kg

✓ 100%  
COPPER WINDING



## HYDRAULIC LOG SPLITTER HOS 9N



✓ WOOD CATCHER  
AND TRAY EACH SIDE

**Electric motor** 400 V, 3.0 kW  
Operating mode S6 40%  
Protection class IP54  
Splitting force 8 t  
Splitting length min. - max. 250 - 550 mm  
Wood Ø min. - max. 80 - 350 mm  
Hydraulic oil capacity max. 4.5 litres (HLP 46)  
Hydraulic pressure max. 28.0 MPa  
Working speed:  
Forward 4.3 cm/s – Reverse 20.0 cm/s  
Weight approx. 110 kg

✓ 100%  
COPPER WINDING




## HYDRAULIC PETROL LOG SPLITTER HB 8N



✓ WOOD CATCHER  
AND TRAY EACH SIDE

**4-stroke petrol engine G200F**  
Displacement 196 cm<sup>3</sup>  
max. engine power 4.1 kW at 3,600 rpm  
Fuel-/ engine oil volume 3.6 / 0.6 litres  
Starting system Manual start  
Splitting force 8 t  
Splitting length min. - max. 250 - 550 mm  
Wood Ø min. - max. 80 - 350 mm  
Hydraulic oil capacity max. 4.0 litres (HLP 46)  
Hydraulic pressure max. 28.0 MPa  
Working speed:  
Forward 5.2 cm/s – Reverse 15.0 cm/s  
Weight approx. 121 kg



Art.-No. HOS8N  
EAN 40 47424 00771 6

RRP excl. VAT **587,39** EUR  
RRP incl. VAT **699,00** EUR


Art.-No. HOS9N  
EAN 40 47424 00772 3

RRP excl. VAT **587,39** EUR  
RRP incl. VAT **699,00** EUR

Art.-No. HB8N  
EAN 40 47424 00774 7

RRP excl. VAT **1.000,00** EUR  
RRP incl. VAT **1.190,00** EUR

## PROFESSIONAL LOG SPLITTER HOS 12T PRO



**Electric motor** 400 V ~50Hz, 3.3 kW  
 Operating mode S6 40%  
 Protection class IP54  
 Splitting force 11 t ±10%  
 Splitting stroke 850 mm  
 Splitting length min. - max. 560 - 1,040 mm  
 Split wood Ø min. - max. 100 - 300 mm  
 Hydraulic oil capacity max. 7.0 litres (HLP 46)  
 Hydraulic pressure max. 25.5 MPa  
**Working speed 4.9 / 23.2 cm/s**  
**Return speed 6.1 cm/s**  
 Piston Ø 32 mm  
 Weight approx. 172.5 kg



Art.-No. HOS12TPRO  
 EAN 40 47424 00718 1

RRP excl. VAT **1.000,00** EUR  
 RRP incl. VAT **1.190,00** EUR

## PROFESSIONAL LOG SPLITTER HE 16N



**Electric motor** 400 V ~50Hz, 4.5 kW at 1,400 rpm  
 Operating mode S6 40%  
 Protection class IP54  
 Splitting force max. 16 t  
 Splitting stroke 948 mm  
 Splitting length max. 1,100 mm  
 Split wood Ø min. - max. 80 - 300 mm  
 Hydraulic oil capacity max. 18 litres (HLP 46)  
 Hydraulic pressure max. 27,7 MPa  
 Hydraulic pump 10 ml/rev, 14 l/min  
**Working speed 6.7 / 20.8 cm/s**  
**Return speed 6.0 cm/s**  
 Piston Ø 45 mm  
 Weight approx. 286.5 kg



Art.-No. HE16N  
 EAN 40 47424 00849 2

RRP excl. VAT **1.672,27** EUR  
 RRP incl. VAT **1.990,00** EUR

## PROFESSIONAL LOG SPLITTER HEZ 18N



**Electric moto** 400 V ~50Hz, 4.5 kW S6 40% at 1,400 rpm +  
**PTO gearbox** with with a 3-point suspension (Cat. I+II)  
 PTO speed 540rpm  
 Protection class IP54  
 Splitting force max. 18 t  
 Splitting stroke 948 mm  
 Splitting length max. 1,100 mm  
 Split wood Ø min. - max. 80 - 320 mm  
 Hydraulic oil capacity max. 24 litres (HLP 46)  
 Hydraulic pressure max. 27,8 MPa  
 Hydraulic pump 12 ml/rev, 16,8 l/min  
**Working speed 4.0 / 13.5 cm/s**  
**Rücklaufgeschwindigkeit 6.0 cm/s**  
 Piston Ø 50 mm  
 Weight approx. 310 kg



**This model is designed for use with the 5HSW2 hydraulic cable winch. This is available to purchase separately — see page 40.**

Art.-No. HEZ18N  
 EAN 40 47424 00850 8

RRP excl. VAT **2.260,50** EUR  
 RRP incl. VAT **2.690,00** EUR

## PROFESSIONAL LOG SPLITTER HZ 22

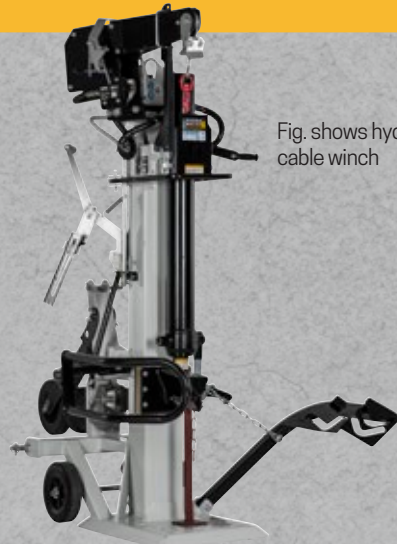


Fig. shows hydraulic cable winch

**PTO gearbox** with with a 3-point suspension (Cat. I+II)  
 PTO speed 540 rpm  
 Splitting force max. 22 t  
 Splitting stroke 948 mm  
 Splitting length max. 1,100 mm  
 Split wood Ø min. - max. 80 - 350 mm  
 Hydraulic oil capacity max. 24 litres (HLP 46)  
 Hydraulic pressure max. 27,5 MPa  
 Hydraulic pump 14 ml/rev, 10,6 l/min at 540 rpm  
**Working speed 4.3 / 10.5 cm/s**  
**Return speed 7.5 cm/s**  
 Piston Ø 63 mm  
 Weight approx. 287 kg

**This model is designed for use with the 5HSW2 hydraulic cable winch. This is available to purchase separately — see page 40.**

Fig. shows hydraulic cable winch

## PROFESSIONAL LOG SPLITTER HEZ 22


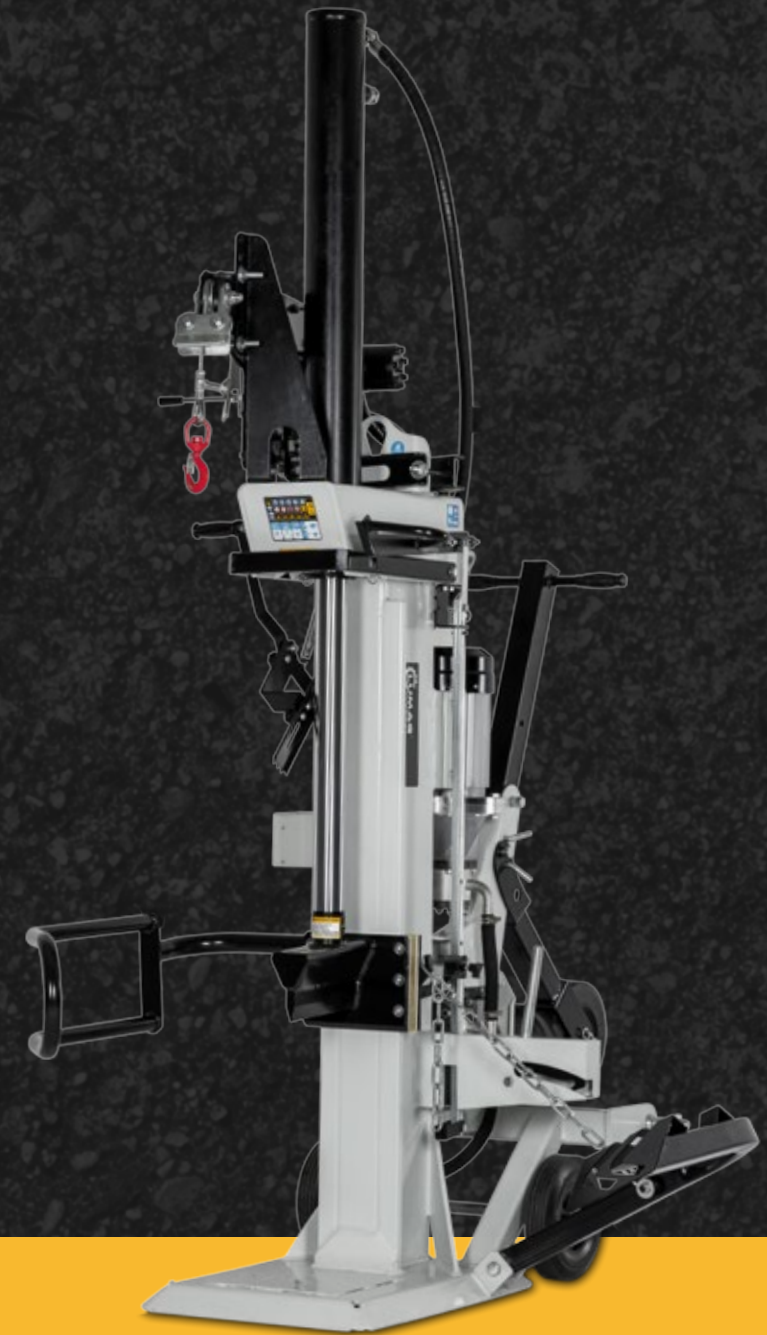


Fig. shows hydraulic cable winch

**Electric moto** 400 V ~50Hz, 5,1 kW S6 40% at 1,400 rpm +  
**PTO gearbox** with with a 3-point suspension (Cat. I+II)  
 PTO speed 540 rpm  
 Protection class IP54  
 Splitting force max. 22 t  
 Splitting stroke 948 mm  
 Splitting length max. 1.100 mm  
 Split wood Ø min. - max. 80 - 350 mm  
 Hydraulic oil capacity max. 24 litres (HLP 46)  
 Hydraulic pressure max. 27,5 MPa  
 Hydraulic pump 14 ml/rev, 19,6 l/min  
**Working speed 4.3 / 10.5 cm/s**  
**Return speed 7.5 cm/s**  
 Piston Ø 63 mm  
 Weight approx. 345 kg

**This model is designed for use with the 5HSW hydraulic cable winch. This is available to purchase separately — see page 40.**

Fig. shows hydraulic cable winch




Art.-No. HZ22  
 EAN 40 47424 00911 6

RRP excl. VAT **2.008,40** EUR  
 RRP incl. VAT **2.390,00** EUR

Art.-No. HEZ22  
 EAN 40 47424 00912 3

RRP excl. VAT **2.428,57** EUR  
 RRP incl. VAT **2.890,00** EUR

## PROFESSIONAL LOG SPLITTER HEZ 30



**Elektromotor** 400 V~ 50Hz, 5,5 kW S6 40% at 1,400 rpm +  
**PTO gearbox** with with a 3-point suspension (Cat. I+II)  
PTO speed 540 rpm  
Protection class IP54  
Splitting force max. 30 t  
Splitting stroke 948 mm  
Splitting length max. 1,100 mm  
Split wood Ø min. - max. 80 - 4300 mm  
Hydraulic oil capacity max. 30 litres (HLP 46)  
Hydraulic pressure max. 26 MPa  
Hydraulic pump 22 ml/rev, 28 l/min  
**Working speed 3.7 / 12.5 cm/s**  
**Return speed 7.0 cm/s**  
Piston Ø 70 mm  
Weight approx. 397.5 kg

**This model is designed for use with the 5HSW hydraulic cable winch. This is available to purchase separately.**

Fig. shows hydraulic cable winch



Art.-No. HEZ30  
EAN 40 47424 00913 0

RRP excl. VAT **2.596,64** EUR  
RRP incl. VAT **3.090,00** EUR

## ACCESSORIES FOR HEZ 22 & HEZ 30

**Hydraulic cable winch for professional log splitter**  
• 19m steel cable  
• 480 kg pull force

Art.-No. 5HSW EAN 40 47424 00708 2

RRP excl. VAT **915,97** EUR  
RRP incl. VAT **1.090,00** EUR

## FOR HEZ 18N & HZ 22

**Hydraulic cable winch for professional log splitter**  
• 19m steel cable  
• 480 kg pull force

Art.-No. 5HSW2 EAN 40 47424 00915 4

RRP excl. VAT **915,97** EUR  
RRP incl. VAT **1.090,00** EUR



## FIREWOOD LOG SAW WS 700T



**High-quality tilting circular saw with saw blade and chassis.**

**Electric motor** 400 V ~50Hz, 5.0 kW at 1,400 rpm  
Operating mode S2 15 min  
Carbide saw blade Ø 700 mm (bore Ø 30 mm, 64 teeth)  
Max. cutting capacity Ø 250 mm  
Rocker support 735 mm  
Dimensions 1,285 x 720 x 1,070 mm  
Weight approx. 114.5 kg



Art.-No. WS700T  
EAN 40 47424 00717 4

RRP excl. VAT **839,50** EUR  
RRP incl. VAT **999,00** EUR

## FIREWOOD LOG SAW WS 700T 230



**High-quality tilting circular saw with saw blade and chassis.**

**Electric motor** 230 V ~50Hz, 3,2 kW at 1,400 rpm  
 Operating mode S2 15 min  
 Carbide saw blade Ø 700 mm (bore Ø 30 mm, 64 teeth)  
 Max. cutting capacity Ø 250 mm  
 Rocker support 735 mm  
 Dimensions 1,285 x 720 x 1,070 mm  
 Weight approx. 115 kg

 **INCL. CARBIDE  
SAW BLADE**

 **100%  
COPPER WINDING**

Art.-No. WS700T230  
 EAN 40 47424 00977 2

RRP excl. VAT **839,50 EUR**  
 RRP incl. VAT **999,00 EUR**

## FIREWOOD LOG SAW WS 700ZN



**The PTO-driven version of the WS-700ZN is the ideal solution for processing firewood in the forest. It is powered by a tractor's PTO shaft.**

Drive via PTO shaft  
 Saw blade speed 1,540 rpm  
 PTO speed max. 540 rpm  
 Required tractor power < 20 hp  
 Carbide saw blade Ø 700 mm (bore Ø 30 mm, 60 teeth)  
 Max. Cutting capacity Ø 80 - 240 mm  
 Max. load 100 kg  
 Dimensions: 1,390 x 960 x 1,140 mm  
 Approx. weight 164 kg

 **INCL. CARBIDE  
SAW BLADE**

Art.-No. WS700ZN  
 EAN 40 47424 00776 1

RRP excl. VAT **1.336,13 EUR**  
 RRP incl. VAT **1.590,00 EUR**

## ACCESSORIES FOR WS 700T, WS 700T 230 & WS 700ZN

**Carbide saw blade Ø 700 mm**

Art.-No. 5WS700HM

EAN 40 47424 00409 8

UVP excl. MwSt.  
 UVP inkl. MwSt.

**167,23 EUR**  
**199,00 EUR**



## PROFI LOG BAND SAW WITH ELECTRIC OR PETROL MOTOR


The LUMAG professional Log Band Saw is equipped with either a powerful electric motor or a petrol engine.

The smooth running of the drive wheels makes the machine ideal for precise sawing of soft, hard and dry wood.

The robust and vibration-free steel construction ensures perfect cutting results, even with large and heavy workpieces.

The BSW 76E PRO and BSW 76GL PRO are supplied with a 5 m extension section and can be extended as required.

- It is easy to operate and can cut logs up to a maximum thickness of 760 mm.
- It has a manual feed and the maximum cutting length depends on the extension sections.
- Cutting length in the basic version, max. 5 metres.
- Electric and manual height adjustment with electric height display.
- It has a coolant system with a 12-litre tank and a metering tap.
- One saw blade is included.



## BAND SAW MILL BSW 76E PRO

 INCL. ELECTRIC HEIGHT ADJUSTMENT

**Electric motor** 400 V ~50Hz, 5.5 kW S1, 16 A  
Protection class IP54

Max. log diameter 760 mm

Max. board width 750 mm

Max. saw blade stroke 620 mm

Min. saw blade stroke 50 mm

Max. cutting depth 180 mm

Max. cutting length of the basic version 5 m

Max. cutting length unlimited

Min. cutting length 1 m

Manual feed of the saw unit

Cutting height adjustment electric

Diameter of band wheels Ø 474 mm

Width of band wheels 24 mm

Dimensions of the saw blade 4004 x 32 x 1.1 mm

Speed of the saw blade 15 m/s

Cutting kerf (offcut) 1.4 - 2.2 mm

Coolant tank capacity 10 litres

Dimensions of the basic version (LxWxH):

6,741 x 2,075 x 2,000 mm

Weight (net/gross) 400/453 kg

Packaging dimensions (LxWxH): 2,250 x 700 x 780 mm




 **PRODUCTVIDEO ONLINE**

Art.-No. BSW76EPRO  
EAN 40 47424 00839 3

RRP excl. VAT  
RRP incl. VAT

**3.941,18 EUR**  
**4.690,00 EUR**



## BAND SAW MILL BSW 76GL PRO

### 4-stroke petrol engine G300FA

Displacement 302 cm<sup>3</sup>  
 max. engine power 6.8 kW at 3.600 rpm  
 E-Start 12 V, 30 Ah, 330  
 Max. log diameter 760 mm  
 Max. board width 750 mm  
 Max. saw blade stroke 620 mm  
 Min. saw blade stroke 50 mm  
 Max. cutting depth 180 mm  
 Max. cutting length of basic version 5 m  
 Max. cutting length unlimited  
 Min. cutting length 1 m  
 Manual feed of the saw unit  
 Cutting height adjustment electric  
 Diameter of band wheels Ø 474 mm  
 Width of band wheels 24 mm  
 Dimensions of the saw blade 4004 x 32 x 1.1 mm  
 Speed of the saw blade 15 m/s  
 Cutting kerf (offcut) 1.4 - 2.2 mm  
 Coolant tank capacity 10 litres  
 Dimensions of the basic version (LxWxH):  
 6,671 x ,2075 x 2,000 mm

Weight (net/gross) 377/430 kg  
 Packaging dimensions (LxWxH): 2,250 x 700 x 780 mm



 INCL. ELECTRIC  
HEIGHT ADJUSTMENT

 PRODUCTVIDEO  
ONLINE

Art.-No. BSW76GLPRO  
 EAN 40 47424 00838 6

RRP excl. VAT **3.941,18 EUR**  
 RRP incl. VAT **4.690,00 EUR**

## ACCESSORIES FOR BSW 76 PRO UND BSW 76 GL PRO

### Replacement saw blade 4004 (4004 x 32 x 1,1 mm) 22 mm tooth spacing

Art.-No. 5BSWSB6 EAN 40 47424 08342 0

RRP excl. VAT **57,98 EUR**  
 RRP incl. VAT **69,00 EUR**

### Saw blade 4004 „X-CUT-Special“ (4004 x 32 x 1.1 mm) 22 mm tooth spacing

Art.-No. 5BSWSB5 EAN 40 47424 08341 3

RRP excl. VAT **99,16 EUR**  
 RRP incl. VAT **118,00 EUR**



### Extension section 1.95 m

Art.-No. 5BSWR2000PRO EAN 40 47424 00840 9

RRP excl. VAT **402,52 EUR**  
 RRP incl. VAT **479,00 EUR**





## WOOD PROCESSOR PETROL SSA 400G

-  WITH 2+1 CONTROL VALVE SET, PARKER PUMP & HYDRAULIC MOTOR
-  INCL. DISCHARGE CONVEYOR





 PRODUCT VIDEO ONLINE

## WOOD PROCESSOR ELEKTRIC SSA 400E

-  WITH 2+1 CONTROL VALVE SET, PARKER PUMP & HYDRAULIC MOTOR
-  INCL. DISCHARGE CONVEYOR



## WOOD PROCESSOR PTO SSA 400Z

-  WITH 2+1 CONTROL VALVE SET, PARKER PUMP & HYDRAULIC MOTOR
-  INCL. DISCHARGE CONVEYOR



Page 55 shows the optional accessories available for all Firewood Processors

Technical data	SSA 400G	SSA 400E	SSA 400Z
<b>Drive</b>	4-stroke petrol engine 420 cm <sup>3</sup> , 9.2 kW	Electric motor 400V ~50Hz, 7.5 kW, 16 A	Tractors > 20 hp, PTO shaft CAT II max. 540 rpm
<b>Hydraulic chainsaw</b>	max. 3,000 rpm	max. 3,000 rpm	max. 3,000 rpm
<b>Chain OREGON</b>	74 TG/0.375/1.3 mm	74 TG/0.375/1.3	74 TG/0.375/1.3
<b>Sword</b>	45 cm	45 cm	45 cm
<b>Wood diameter min./max.</b>	10 - 38 cm	10 - 38 cm	10 - 38 cm
<b>Split length (adjustable) max.</b>	55 cm	55 cm	55 cm
<b>Working speed, forward + return</b>	13.75 cm/s + 18.33 cm/s	13.75 cm/s + 18.33 cm/s	13.75 cm/s + 18.33 cm/s
<b>Hydraulic oil / tank capacity</b>	HLP 46 / 29 litres	HLP 46 / 29 litres	HLP 46 / 29 litres
<b>Splitting force</b>	approx. 10 t	ca. 10 t	ca. 10 t
<b>Splitting wedge</b>	4-way wedge	4-way wedge	4-way wedge
<b>Hydraulic discharge conveyor (LxWxH)</b>	3,200 x 250 x 2,800 mm	3,200 x 250 x 2,800 mm	3,200 x 250 x 2,800 mm
<b>Conveyor speed</b>	0.8 m/s	0.8 m/s	0.8 m/s
<b>Weight incl. discharge conveyor</b>	approx. 415 kg	approx. 415 kg	420 kg
<b>Drawbar with support wheel (not road legal)</b>	■	■	–
<b>Art.-No.</b>	SSA400G	SSA400E	SSA400Z
<b>EAN</b>	40 47424 00582 8	40 47424 00693 1	40 47424 00680 1
<b>RRP excl. VAT</b>	<b>5.873,95 EUR</b>	<b>6.042,02 EUR</b>	<b>5.285,71 EUR</b>
<b>RRP incl. VAT</b>	<b>6.990,00 EUR</b>	<b>7.190,00 EUR</b>	<b>6.290,00 EUR</b>

## WOOD PROCESSOR PETROL SSA 500G

✓ WITH 2+1 CONTROL VALVE SET,  
PARKER PUMP & HYDRAULIC MOTOR

✓ INCL. DISCHARGE  
CONVEYOR



▶ PRODUCT VIDEO  
ONLINE

## WOOD PROCESSOR ELEKTRIC SSA 500E

✓ WITH 2+1 CONTROL VALVE SET,  
PARKER PUMP & HYDRAULIC MOTOR


✓ INCL. DISCHARGE  
CONVEYOR



## WOOD PROCESSOR PTO SSA 500Z

✓ WITH 2+1 CONTROL VALVE SET,  
PARKER PUMP & HYDRAULIC MOTOR

✓ INCL. DISCHARGE  
CONVEYOR



Page 55 shows the optional accessories available for all Firewood Processors

Technical data	SSA 500G	SSA 500E	SSA 500Z
<b>Drive</b>	4-stroke petrol engine 420 cm <sup>3</sup> , 9.2 kW	Electric motor 400V ~50Hz, 9.5 kW, 18.4 A	Tractors > 20 hp, PTO shaft CAT II max. 750 rpm
<b>Hydraulic chainsaw</b>	max. 4.500 rpm	max. 4.500 rpm	max. 4.500 rpm
<b>Chain OREGON</b>	77 TG/0.375/1.6 mm	77 TG/0.375/1.6 mm	77 TG/0.375/1.6 mm
<b>Sword</b>	63 cm	63 cm	63 cm
<b>Wood diameter min./max.</b>	10 - 50 cm	10 - 50 cm	10 - 50 cm
<b>Split length (adjustable) max.</b>	55 cm	55 cm	55 cm
<b>Working speed, forward + return</b>	15 cm/s + 18.33 cm/s	15 cm/s + 18.33 cm/s	15 cm/s + 18.33 cm/s
<b>Hydraulic oil / tank capacity</b>	HLP 46 / 32 litres	HLP 46 / 32 litres	HLP 46 / 32 litres
<b>Splitting force</b>	approx. 15 t	approx. 15 t	approx. 15 t
<b>Splitting wedge</b>	4-way wedge	4-way wedge	4-way wedge
<b>Hydraulic discharge conveyor (LxWxH)</b>	3,200 x 250 x 2,800 mm	3,200 x 250 x 2,800 mm	3,200 x 250 x 2,800 mm
<b>Conveyor speed</b>	0.8 m/s	0.8 m/s	0.8 m/s
<b>Weight incl. discharge conveyor</b>	approx. 640 kg	approx. 690 kg	610 kg
<b>Drawbar with support wheel (not road legal)</b>	■	■	—
<b>Art.-No.</b>	SSA500G	SSA500E	SSA500Z
<b>EAN</b>	40 47424 00582 2	40 47424 00853 9	40 47424 00855 3
<b>RRP excl. VAT.</b>	<b>6.714,29 EUR</b>	<b>6.882,35 EUR</b>	<b>6.546,22 EUR</b>
<b>RRP incl. VAT</b>	<b>7.990,00 EUR</b>	<b>8.190,00 EUR</b>	<b>7.790,00 EUR</b>

## HYDRAULIC WOOD PROCESSORS COMPACT SAWING, SPLITTING AND LOADING

The **SSA 500H PRO serie** is a compact firewood processor with 15 tons splitting force. It can be powered by a 420 cm<sup>3</sup> petrol engine, a 9.5 kW electric motor, or a PTO drive.



Thanks to the hydraulically driven chainsaw and log holder operation, as well as the built-in feed with conveyor belt, logs with a thickness of up to 50 cm and a log length of up to 55 cm can be processed.

A reinforced splitting wedge mount, high-quality **PARKER valves, pumps and controls**, as well as automatic chain lubrication, ensure smooth operation – ideal for efficient working.

The **SSA 500H PRO series** can be expanded with the following optional extras: a log lifter, a log feeder or a splitting wedge with six or eight cutting edges.

### SPECIAL FEATURES

- Hydraulic lowering of the chainsaw
- Automatic chain lubrication of the saw; oil quantity is manually adjustable (e.g. for different types of wood)
- Height-adjustable discharge conveyor belt with cable winch
- Hydraulic feed with a 200 mm conveyor belt
- 4-way splitting wedge included hydraulically height-adjustable
- PARKER pump for increased power and smoother operation
- A large machine flap facilitates maintenance work



## WOOD PROCESSOR PETROL SSA 500GH PRO

✓ INCL. DISCHARGE  
CONVEYOR

✓ INCL. HYDRAULIC  
FEED CONVEYOR



▶ PRODUCTVIDEO  
ONLINE

## WOOD PROCESSOR ELEKTRIC SSA 500EH PRO

✓ INCL. DISCHARGE  
CONVEYOR

✓ INCL. HYDRAULIC  
FEED CONVEYOR



## WOOD PROCESSOR PTO SSA 500ZH PRO

✓ INCL. DISCHARGE  
CONVEYOR BELT

✓ INCL. HYDRAULIC  
FEED CONVEYOR



Page 55 shows the optional accessories available for all Firewood Processors

Technical data	SSA 500GH PRO	SSA 500EH PRO	SSA 500ZH PRO
<b>Drive</b>	4-stroke petrol engine 420 cm <sup>3</sup> , 9.2 kW	Electric motor 400V ~50Hz, 9.5 kW, 18.4 A	Tractors > 20 hp, PTO shaft CAT II max. 750 rpm
<b>Hydraulic chainsaw</b>	max. 4,500 rpm	max. 4,500 rpm	max. 4,500 rpm
<b>Chain OREGON</b>	77 TG/0.375/1.6 mm	77 TG/0.375/1.6 mm	77 TG/0.375/1.6 mm
<b>Sword</b>	63 cm	63 cm	63 cm
<b>Wood diameter min./max.</b>	10 - 50 cm	10 - 50 cm	10 - 50 cm
<b>Split length (adjustable) max.</b>	55 cm	55 cm	55 cm
<b>Working speed, forward + return</b>	15 cm/s + 18,33 cm/s	15 cm/s + 18,33 cm/s	15 cm/s + 18,33 cm/s
<b>Hydraulic oil / tank capacity</b>	HLP 22 / 44 litres	HLP 22 / 44 litres	HLP 22 / 44 litres
<b>Splitting force</b>	approx. 15 t	approx. 15 t	approx. 15 t
<b>Splitting wedge</b>	4-way wedge	4-way wedge	4-way wedge
<b>Hydraulic discharge conveyor (LxWxH)</b>	3,200 x 250 x 2,800 mm	3,200 x 250 x 2,800 mm	3,200 x 250 x 2,800 mm
<b>Conveyor speed</b>	0.8 m/s	0.8 m/s	0.8 m/s
<b>Weight incl. discharge conveyor</b>	approx. 730 kg	approx. 780 kg	700 kg
<b>Drawbar with support wheel (not road legal)</b>	■	■	—
<b>Art.-No.</b>	SSA500GHPRO	SSA500EHPRO	SSA500ZHPRO
<b>EAN</b>	40 47424 00737 2	40 47424 00739 6	40 47424 00801 0
<b>RRP excl. VAT</b>	<b>8.142,86 EUR</b>	<b>8.394,96 EUR</b>	<b>8.058,82 EUR</b>
<b>RRP incl. VAT</b>	<b>9.690,00 EUR</b>	<b>9.990,00 EUR</b>	<b>9.590,00 EUR</b>

## FULL-HYDRAULIC WOOD PROCESSORS FOR EFFICIENT FIREWOOD PRODUCTION

The **SSA 400H PRO S-Serie** is a compact firewood processor with 10 tons splitting force. It can be powered by a 459 cm<sup>3</sup> petrol engine, a 7.5 kW electric motor, a PTO drive or a combination of electric and PTO drive


Thanks to the hydraulically driven chainsaw and the new integrated feed system featuring a wide conveyor chain, logs with a thickness of up to 38 cm and a log length of up to 55 cm can be processed.

A reinforced splitting wedge mount, high-quality **PARKER valves, pumps and controls**, as well as automatic chain lubrication, ensure smooth operation – ideal for efficient working.

The **SSA 400H PRO S series** can be expanded with the following optional extras: a log lifter, a log feeder or a splitting wedge with six cutting edges.

### SPECIAL FEATURES

- Hydraulic lowering of the chainsaw
- Automatic chain lubrication of the saw; oil quantity is manually adjustable for different types of wood
- Height-adjustable discharge conveyor belt with cable winch
- Feed with split conveyor chain to the saw, hydraulically controlled
- Foldable feed for space-saving storage
- Mechanical flaps prevent wood splinters from blocking the process of sawing.
- 4-way splitting wedge included hydraulically height-adjustable
- Triple PARKER pump for increased power and smoother operation
- A large machine flap facilitates maintenance work



## WOOD PROCESSOR PETROL SSA 400GH PRO S

 INCL. DISCHARGE CONVEYOR

 INCL. HYDRAULIC FEED CONVEYOR



 INCL. E-START

 PRODUCT VIDEO ONLINE

Technical data	SSA 400GH PRO S
<b>Drive</b>	4-stroke petrol engine 459 cm <sup>3</sup> , 10 kW, E-start with battery
<b>Hydraulic chainsaw</b>	max. 4,500 rpm
<b>Chain OREGON</b>	65 TG/0.375/1.6 mm
<b>Sword</b>	45 cm
<b>Wood diameter min./max.</b>	10 - 38 cm
<b>Split length (adjustable) max.</b>	55 cm
<b>Working speed, forward + return</b>	20 cm/s + 25 cm/s
<b>Hydraulic oil / tank capacity</b>	HLP 22 / 26 litres
<b>Splitting force</b>	approx. 10 t
<b>Splitting wedge</b>	4-way-wedge
<b>Hydr. discharge conveyor (LxWxH)</b>	3,200 x 250 x 2,200 mm
<b>Conveyor speed</b>	0.8 m/s
<b>Weight incl. discharge conveyor</b>	approx. 808 kg
<b>Drawbar+support wheel (not road legal)</b>	■
<b>Art.-No.</b>	SSA400GHPROS
<b>EAN</b>	40 47424 00904 7
<b>RRP excl. VAT</b>	6.714,29 EUR
<b>RRP incl. VAT</b>	7.990,00 EUR

## WOOD PROCESSOR ELEKTRIC SSA 400EH PRO S

- ✓ INCL. DISCHARGE CONVEYOR
- ✓ INCL. HYDRAULIC FEED CONVEYOR



## WOOD PROCESSOR PTO SSA 400ZH PRO S

- ✓ INCL. DISCHARGE CONVEYOR
- ✓ INCL. HYDRAULIC FEED CONVEYOR



▶ PRODUCTVIDEO ONLINE

## WOOD PROCESSOR KOMBI SSA 400EH PRO SZ

- ✓ INCL. DISCHARGE CONVEYOR
- ✓ INCL. HYDRAULIC FEED CONVEYOR
- ✓ PERFECT FOR EVERY APPLICATION WITHOUT MODIFICATION



Fig. similar!

▶ PRODUCTVIDEO ONLINE

**NEW**

Page 55 shows the optional accessories available for all Firewood Processors

### SSA 400EH PRO S

Electric motor 400V ~50Hz, 7.5 kW, 14.9 A

max. 4,500 rpm

65 TG/0.375/1.6 mm

45 cm

10 - 38 cm

55 cm

20 cm/s + 25 cm/s

HLP 22 / 26 litres

approx. 10 t

4-way wedge

3,200 x 250 x 2,200 mm

0.8 m/s

approx. 858 kg

SSA400EHPROS

40 47424 00905 5

6.882,35 EUR

8.190,00 EUR



### SSA 400ZH PRO S

Tractors > 20 hp, PTO shaft CAT II max. 540 rpm

max. 4,500 rpm

65 TG/0.375/1.6 mm

45 cm

10 - 38 cm

55 cm

20 cm/s + 25 cm/s

HLP 22 / 26 litres

approx. 10 t

4-way wedge

3,200 x 250 x 2,200 mm

0.8 m/s

approx. 808 kg

SSA400ZHPROS

40 47424 00906 2

6.042,02 EUR

7.190,00 EUR



### SSA 400EH PRO SZ

Electric motor 400V ~50Hz, 7.5 kW, 14.9 A +  
Tractors > 20 hp, PTO shaft CAT II max. 540 rpm

max. 4,500 rpm

65 TG/0.375/1.6 mm

45 cm

10 - 38 cm

55 cm

20 cm/s + 25 cm/s

HLP 22 / 26 litres

approx. 10 t

4-way wedge

3,200 x 250 x 2,200 mm

0.8 m/s

833 kg

SSA400EHPROSZ

40 47424 00907 9

7.554.62 EUR

8.990,00 EUR



## FULL-HYDRAULIC WOOD PROCESSORS FOR EFFICIENT FIREWOOD PRODUCTION

The **SSA 500H PRO S series** is a compact firewood processor with 15 tons splitting force. It can be powered by a 420 cm<sup>3</sup> petrol engine, a 9.5 kW electric motor, a PTO drive or a combination of electric and PTO drive.

Thanks to the hydraulically driven chainsaw and the new integrated feed system featuring a wide conveyor chain, logs with a thickness of up to 50 cm and a log length of up to 55 cm can be processed.

A reinforced splitting wedge mount, high-quality **PARKER valves, pumps and controls**, as well as automatic chain lubrication, ensure smooth operation – ideal for efficient working.

The **SSA 500H PRO S series** can be expanded with the following optional extras: a log lifter, a log feeder or a splitting wedge with six or eight cutting edges.

### SPECIAL FEATURES

- Hydraulic lowering of the chainsaw
- Automatic chain lubrication of the saw; oil quantity is manually adjustable for different types of wood
- Height-adjustable discharge conveyor belt with cable winch
- Wide feed with continuous conveyor chain to the saw, hydraulically controlled
- Foldable feed for space-saving storage
- Innovative retaining claw system
- 4-way splitting wedge included hydraulically height-adjustable
- PARKER pump for increased power and smoother operation
- A large machine flap facilitates maintenance work





## WOOD PROCESSOR PETROL SSA 500GH PRO S



Technical data	SSA 500GH PRO S
<b>Drive</b>	4-stroke petrol engine 420 cm <sup>3</sup> 9,2 kW, E-start with battery
<b>Hydraulic chainsaw</b>	max. 4,500 rpm
<b>Chain OREGON</b>	77 TG/0.375/1.6 mm
<b>Sword</b>	63 cm
<b>Wood diameter min./max.</b>	10 -50 cm
<b>Split length (adjustable) max.</b>	55 cm
<b>Working speed, forward + return</b>	15 cm/s + 18,33 cm/s
<b>Hydraulic oil / tank capacity</b>	HLP 22 / 44 litres
<b>Splitting force</b>	approx. 15 t
<b>Splitting wedge</b>	4-way-wedge
<b>Hydr. discharge conveyor (LxWxH)</b>	3,200 x 250 x 2,200 mm
<b>Conveyor speed</b>	0.8 m/s
<b>Weight incl. discharge conveyor</b>	approx. 786 kg
<b>Drawbar+support wheel (not road legal)</b>	■
<b>Art.-No.</b>	SSA500GHPROS
<b>EAN</b>	40 47424 00882 9
<b>RRP excl. VAT</b>	<b>9.369,75 EUR</b>
<b>RRP incl. VAT.</b>	<b>11.150,00 EUR</b>


## WOOD PROCESSOR ELEKTRIC SSA 500EH PRO S

- INCL. DISCHARGE CONVEYOR
- INCL. HYDRAULIC FEED CONVEYOR



## WOOD PROCESSOR PTO SSA 500ZH PRO S

- INCL. DISCHARGE CONVEYOR
- INCL. HYDRAULIC FEED CONVEYOR



## WOOD PROCESSOR KOMBI SSA 500EH PRO SZ

- INCL. DISCHARGE CONVEYOR
- INCL. HYDRAULIC FEED CONVEYOR
- PERFECT FOR EVERY APPLICATION WITHOUT MODIFICATION



Page 55 shows the optional accessories available for all Firewood Processors

### SSA 500EH PRO S

Electric motor 400V ~50Hz, 9.5 kW, 18.9 A

max. 4,500 rpm

77 TG/0.375/1.6 mm

63 cm

10 - 50 cm

55 cm

15 cm/s + 18,33 cm/s

HLP 22 / 44 litres

approx. 15 t

4-way-wedge

3,200 x 250 x 2,200 mm

0.8 m/s

approx. 825 kg

SSA500EHPROS

40 47424 00883 6

9.621,85 EUR

11.450,00 EUR



### SSA 500ZH PRO S

Tractors > 20 hp, PTO shaft CAT II max. 750 rpm

max. 4,500 rpm

77 TG/0.375/1.6 mm

63 cm

10 - 50 cm

55 cm

15 cm/s + 18,33 cm/s

HLP 22 / 44 litres

approx. 15 t

4-way-wedge

3,200 x 250 x 2,200 mm

0.8 m/s

approx. 742 kg

SSA500ZHPROS

40 47424 00884 3

8.899,16 EUR

10.590,00 EUR



### SSA 500EH PRO SZ

Electric motor 400V ~50Hz, 9.5 kW, 18.9 A +  
Tractors > 20 hp, PTO shaft CAT II max. 750 rpm

max. 4,500 rpm

77 TG/0.375/1.6 mm

63 cm

10 - 50 cm

55 cm

15 cm/s + 18,33 cm/s

HLP 22 / 44 litres

approx. 15 t

4-way-wedge

3,200 x 250 x 2,200 mm

0.8 m/s

950 kg

SSA500EHPROSZ

40 47424 00763 1

10.042,02 EUR

11.950,00 EUR



## NEW! POWERFUL, FULL-HYDRAULIC WOOD PROCESSORS FOR EFFICIENT FIREWOOD PRODUCTION

The **SSA 500H PRO RS series** is a compact firewood processor with 15 tons splitting force. It can be powered by a 459 cm<sup>3</sup> petrol engine, a 9.5 kW electric motor, a PTO drive or a combination of electric and PTO drive.

Thanks to the hydraulically driven chainsaw and the new integrated feed system featuring a wide conveyor chain, logs with a thickness of up to 50 cm and a log length of up to 55 cm can be processed.

A reinforced splitting wedge mount, high-quality **PARKER valves, pumps and controls**, as well as automatic chain lubrication, ensure smooth operation – ideal for efficient working.



The **SSA 500H PRO RS series** can be expanded with the following optional extras: a log lifter, a log feeder or a splitting wedge with six or eight cutting edges.

### SPECIAL FEATURES

- Hydraulic lowering of the chainsaw
- Automatic chain lubrication of the saw; oil quantity is manually adjustable for different types of wood
- Height-adjustable discharge conveyor belt with cable winch
- Wide feed with continuous conveyor chain to the saw, hydraulically controlled
- Foldable feed for space-saving storage
- Innovative retaining claw system
- Mechanical flaps prevent wood splinters from blocking the process of sawing.
- 4-way splitting wedge included hydraulically height-adjustable
- Triple PARKER pump for increased power and smoother operation
- **High working speed**
- **NEW!** Automatically running oil cooler
- **NEW!** Interior LED lighting with an on/off switch
- A large machine flap facilitates maintenance work



## WOOD PROCESSOR PETROL SSA 500GH PRO RS




Technical data	SSA 500GH PRO RS
<b>Drive</b>	4-stroke petrol engine 459 cm <sup>3</sup> 10 kW, E-start with battery
<b>Hydraulic chainsaw</b>	max. 6,000 rpm
<b>Chain OREGON</b>	74 TG/0.375/1.6 mm
<b>Sword</b>	50 cm
<b>Wood diameter min./max.</b>	10 -50 cm
<b>Split length (adjustable) max.</b>	55 cm
<b>Working speed, forward + return</b>	20 cm/s + 25 cm/s
<b>Hydraulic oil / tank capacity</b>	HLP 22 / 44 litres
<b>Splitting force</b>	approx. 15 t
<b>Splitting wedge</b>	4-way-wedge
<b>Hydr. discharge conveyor (LxWxH)</b>	3,200 x 250 x 2,200 mm
<b>Conveyor speed</b>	0.8 m/s
<b>Weight incl. discharge conveyor</b>	approx. 928 kg
<b>Drawbar+support wheel (not road legal)</b>	■
<b>Art.-No.</b>	SSA500GHPRORS
<b>EAN</b>	40 47424 09107 4
<b>RRP excl. VAT</b>	<b>10.915,97 EUR</b>
<b>RRP incl. VAT</b>	<b>12.990,00 EUR</b>

## WOOD PROCESSOR ELEKTRIC SSA 500EH PRO RS



## WOOD PROCESSOR PTO SSA 500ZH PRO RS



## WOOD PROCESSOR KOMBI SSA 500EH PROZ RS



Page 55 shows the optional accessories available for all Firewood Processors

### SSA 500EH PRO RS

Electric motor 400V ~50Hz, 9.5 kW, 18.9 A

max. 6,000 rpm

74 TG/0.375/1.6 mm

50 cm

10 - 50 cm

55 cm

20 cm/s + 25 cm/s

HLP 22 / 44 litres

approx. 15 t

4-way-wedge

3,200 x 250 x 2,200 mm

0.8 m/s

approx. 858 kg

SSA500EHPRORS

40 47424 09108 1

10.915,97 EUR

12.990,00 EUR



### SSA 500ZH PRO RS

Tractors > 20 hp, PTO shaft CAT II max. 750 rpm

max. 6,000 rpm

74 TG/0.375/1.6 mm

50 cm

10 - 50 cm

55 cm

20 cm/s + 25 cm/s

HLP 22 / 44 litres

approx. 15 t

4-way-wedge

3,200 x 250 x 2,200 mm

0.8 m/s

approx. 903 kg

SSA500ZHPRORS

40 47424 09109 8

10.075,63 EUR

11.990,00 EUR



### SSA 500EH PROZ RS

Electric motor 400V ~50Hz, 9.5 kW, 18.9 A +  
Tractors > 20 hp, PTO shaft CAT II max. 750 rpm

max. 6,000 rpm

74 TG/0.375/1.6 mm

50 cm

10 - 50 cm

55 cm

20 cm/s + 25 cm/s

HLP 22 / 44 litres

approx. 15 t

4-way-wedge

3,200 x 250 x 2,200 mm

0.8 m/s

968 kg

SSA500EHPROZRS

40 47424 09110 4

11.176,47 EUR

13.300,00 EUR



## POWERFUL WOOD PROCESSOR WITH TRACKED CHASSIS



### SSA 500H PRO TRS series

The powerful Allrounder is a fully hydraulic, compact firewood processor with 15 tons splitting force, built for professionals. It is powered by a 532 cm<sup>3</sup> diesel engine.

Thanks to the hydraulically driven chainsaw and the new integrated feed system featuring a wide conveyor chain, logs with a thickness of up to 50 cm and a log length of up to 55 cm can be processed.

A reinforced splitting wedge mount, high-quality **PARKER valves, pumps and controls**, as well as automatic chain lubrication, ensure smooth operation – ideal for efficient working.


**In addition, the machine can be easily loaded onto a trailer thanks to its caterpillar tracks.**

The **SSA 500H PRO TRS series** can be expanded with the following optional extras: a log lifter, a log feeder or a splitting wedge with six or eight cutting edges.

Please refer to the SSA500H PRO RS series for special features (page 52).



## WOOD PROCESSOR DIESEL SSA 500DH PRO TRS



From October 2025, the new SSA 500H PRO TRS series will be available to order with a 4-stroke petrol engine. Deliveries are scheduled for early 2026.



Page 55 shows the optional accessories available for all Firewood Processors

Technical data	SSA 500DH PRO TRS		
<b>Drive</b>	KAMA diesel engine 7.8 kW, E-start with battery		
<b>Hubraum</b>	532 cm <sup>3</sup>	<b>Hydraulic oil / tank capacity</b>	HLP 22 / 44 litres
<b>Hydraulic chainsaw</b>	max. 6.000 U/min	<b>Splitting force</b>	approx. 15 t
<b>Chain OREGON</b>	74 TG/0.375/1.6 mm	<b>Splitting wedge</b>	4-way-wedge
<b>Sword</b>	50 cm	<b>Hydr. discharge conveyor (LxWxH)</b>	3,200 x 250 x 2,200 mm
<b>Wood diameter min./max.</b>	10 -50 cm	<b>Conveyor speed</b>	0.8 m/s
<b>Split length (adjustable) max.</b>	55 cm	<b>Weight incl. discharge conveyor</b>	approx. 1.065 kg
<b>Working speed, forward + return</b>	20 cm/s + 25 cm/s	<b>Caterpillar track</b>	■
<b>Art.-No.</b>	SSA500DHPROTRS		
<b>EAN</b>	40 47424 09115 9		
<b>RRP excl. VAT.</b>	13.025,21 EUR		
<b>RRP incl. VAT</b>	15.500,00 EUR		



## OPTIONAL ACCESSORIES FOR ALL MODELS OF OUR WOOD PROCESSORS

	Feed conveyor, hydraulic	Log lifter, hydraulic	Log lifter, hydraulic	Log feeder, hydraulic	Splitting wedge 6-way 16 mm	Splitting wedge 6-way 20 mm	Splitting wedge 8-way 20 mm
	Art.-No. 5SSAZFB1 EAN 40 47424 00752 5	Art.-No. 5SSA400SH EAN 40 47424 00847 8	Art.-No. 5SSA500HPROSSH EAN 40 47424 00822 5	Art.-No. 5SSASZ EAN 40 47424 00728 0	Art.-No. 5SSA400SK EAN 40 47424 00848 5	Art.-No. 5SSA500SK EAN 40 40 47424 00859 1	Art.-No. 5SSA500SK8 EAN 40 47424 09139 5
SSA 400 series	■	■		■		■	
SSA 500 series		■		■		■	■
SSA 500H PRO series		■		■		■	■
SSA 400H PRO S series			■	■	■		
SSA 500H PRO S series			■	■		■	■
SSA 500H PRO RS series			■	■		■	■
SSA 500H PRO TRS series			■	■		■	■
	RRP excl. VAT 637,82 EUR RRP incl. VAT 759,00 EUR	RRP excl. VAT 2.008,40 EUR RRP incl. VAT 2.390,00 EUR	RRP excl. VAT 2.008,40 EUR RRP incl. VAT 2.390,00 EUR	RRP excl. VAT 2.092,44 EUR RRP incl. VAT 2.490,00 EUR	RRP excl. VAT 251,26 EUR RRP incl. VAT 299,00 EUR	RRP excl. VAT 251,26 EUR RRP incl. VAT 299,00 EUR	RRP excl. VAT 335,29 EUR RRP incl. VAT 399,00 EUR


### Hydraulic **FEED CONVEYOR**

Working height 840 mm, conveyor belt width 200 mm  
Load capacity, max. 200 kg, weight 56 kg



### Hydraulic **LOG LIFTER**

Working height 840 mm, support surface width 400 mm  
Load capacity, max. 400 kg, weight 190 kg



### Hydraulic **LOG FEEDER**

Working height, adjustable 960 - 1,160 mm  
Support surface (LxW) 2,000 x 1,800 mm  
Load capacity, max. 1,500 kg, weight 240 kg



### Splitting wedge 6-way, weight 19 kg



### Splitting wedge 8-fach, weight 23 kg



# POWERFULL RUGGED AND RELIABLE.

OUR NEW LAWN CARE  
EQUIPMENT IS BUILT EASY  
TO USE.

**NEW**

## V 50PRO

### How scarifying works!

Use the V 50 PRO scarifier to score the turf and remove old clippings, moss and weeds. This improves the soil structure and promotes the effectiveness of fertiliser by making essential nutrients more readily available. This strengthens the grass blades and allows them to grow back faster. Scarifying results in a beautiful, even lawn.

## RS 3000

The RS 3000 sod cutter can remove turf at depths of up to 3.5 cm. Its self-propelled mechanism and stable blade ensure that the turf is stripped into uniform strips with precision. The area can then be prepared for laying new turf or grass. The sod cutter has a working width of 30 cm and can also be used on slopes.

### Here's a helpful tip:

To get the best results when removing old turf, make sure you water the ground thoroughly at least 2-3 days before using the sod cutter machine.

## SCARIFIER V 50PRO



**The V 50PRO scarifier manoeuvres effortlessly across terrain up to 50 cm wide, leaving your lawn perfectly scarified. Thanks to its robust design, it can withstand demanding conditions.**

Powerful 4-stroke petrol engine LONCIN LC170F  
Displacement 212 cm<sup>3</sup>, 4.4 kW at 3,600 rpm  
Recoil starter  
Scarifying width 50 cm  
Stepless adjustment of working depth (12.7-19 mm)  
Mounted, reinforced cutter shaft  
Blade system with 30 blades suspended in a pendulum arrangement  
Sturdy metal casing  
Ball bearing wheels 176 mm for easy manoeuvring  
Foldable handle for space-saving storage and transport  
Blade drive lever  
Dimensions L/867 mm, W/ 591 mm, H/990 mm  
Weight 59 kg

**Suitable for lawns up to 3,000 m<sup>2</sup>**

Art.-No. V50PRO  
EAN 40 47424 09102 9

RRP excl. VAT  
RRP incl. VAT

**503,36 EUR**  
**599,00 EUR**

## SOD CUTTER RS 3000



**The RS 3000 sod cutter is ideal for turf renovation. With a working capacity of 250-500 m<sup>2</sup>/h, it allows you to work quickly and precisely.**

Powerful 4-stroke petrol engine LONCIN LC170F  
Displacement 212 cm<sup>3</sup>, 4.4 kW at 3,600 rpm  
Recoil starter  
Working width 30 cm  
Cutting depth 35 mm  
6-position central cutting height adjustment  
Drive modes 2 forward  
Manual transmission in an oil bath  
Wheels with pneumatic tyres, front 3.00-4, rear 4.00-4  
Dimensions L/1,100 mm, W/740 mm, H/930 mm  
Weight 84 kg

Art.-No. RS3000  
EAN 40 47424 09101 2

RRP excl. VAT  
RRP incl. VAT

**1.672,27 EUR**  
**1.990,00 EUR**

## SWEeper 3-IN-1 SET KM 800



3 attachments:  
Sweeping brush, snow plough,  
dust collector

4-stroke petrol engine, displacement 196 m<sup>3</sup>, 4.1 kW  
Start via reversing and electric starter with 230 V plug  
Sweeping width 800 mm  
Brush Ø 350 mm, speed of the brushes 320 rpm  
Equipped with 5 forward gears and 2 reverse gears  
Brush can be swivelled and adjusted in height  
Weight approx. 85 kg



INCL.  
SNOW PLOUGH

INCL. DUST  
COLLECTOR

Art.-No. KM800  
EAN 40 47424 00486 9

RRP excl. VAT **798,32 EUR**  
RRP incl. VAT **950,00 EUR**

## SWEeper 3-IN-1 SET KM 1000E



3 attachments:  
Sweeping brush, snow plough,  
dust collector

INCL.  
E-START

4-stroke petrol engine, displacement 173 m<sup>3</sup>, 3.6 kW  
Start via reversing **+ electric starter incl. battery**  
Sweeping width 1.000 mm  
Brush Ø 350 mm, speed of the brushes 320 rpm  
Equipped with 3 forward gears and 1 reverse gear  
Brush can be swivelled and adjusted in height  
Operating handle  
height-adjustable  
Weight approx.  
81 kg



INCL.  
SNOW PLOUGH

INCL. DUST  
COLLECTOR

Art.-No. KM1000E  
EAN 40 47424 08407 6

RRP excl. VAT **1.134,45 EUR**  
RRP incl. VAT **1.350,00 EUR**

## ACCESSORIES FOR KM 1000E

### Snow chains, 2 piece

Art.-No. 5KM1000SK

EAN 40 47424 00657 3

RRP excl. VAT.  
RRP incl. VAT.

**46,22 EUR**  
**55,00 EUR**



## SNOW BLOWER SFR 65N



4-stroke OHV winter engine  
 Max. power 4.1 kW at 3,600 rpm  
 Displacement 196 cm<sup>3</sup>  
 Start via reversing and electric starter with 230 V plug  
 Drive via wheels (16")  
 Clearing width 610 mm, infeed height 510 mm  
 Auger Ø 315 mm  
 Snow ejection distance approx. 9 - 11 meters  
 Ejection 180° steplessly rotatable via hand crank  
 6 forward gears / 2 reverse gears  
 LED working lights and handle heating are included as standard features  
 Steering assist  
 Weight approx. 71 kg

Art.-No. SFR65N  
 EAN 40 47424 00872 0

RRP excl. VAT **831,93** EUR  
 RRP incl. VAT **990,00** EUR

## SNOW BLOWER SFR 80



4-stroke OHV winter engine  
 Max. power 9.0 kW at 3,600 rpm  
 Displacement 420 cm<sup>3</sup>  
 Start via reversing and electric starter with 230 V plug  
 Drive via wheels (16")  
 Clearing width 764 mm, infeed height 540 mm  
 Auger Ø 355 mm  
 Snow ejection distance of up to approx. 15 meters  
 Ejection 180° steplessly rotatable via hand crank  
 6 forward gears / 2 reverse gears  
 LED working lights and handle heating are included as standard features  
 Differential lock / steering assist  
 Weight approx. 113 kg



Art.-No. SFR80  
 EAN 40 47424 00452 4

RRP excl. VAT **1.420,17** EUR  
 RRP incl. VAT **1.690,00** EUR

## SNOW BLOWER SFK 80 WITH RUBBER TRACKS



4-stroke OHV winter engine  
 Max. power 9.0 kW at 3,600 rpm  
 Displacement 420 cm<sup>3</sup>  
 Start via reversing and electric starter with 230 V plug  
 Driving via a caterpillar track system  
 Clearing width 764 mm, infeed height 540 mm  
 Auger Ø 355 mm  
 Snow ejection distance of up to approx. 15 meters  
 Ejection 180° steplessly rotatable via hand crank  
 6 forward gears / 2 reverse gears  
 LED working lights and handle heating are included as standard features  
 Differential lock / steering assist  
 Weight approx. 125 kg


Art.-No. SFK80  
 EAN 40 47424 00505 7

RRP excl. VAT **1.504,20** EUR  
 RRP incl. VAT **1.790,00** EUR

## SNOW BLOWER 90PRO WITH RUBBER TRACKS



4-stroke OHV winter engine  
 Max. power 9.0 kW at 3,600 rpm  
 Displacement 420 cm<sup>3</sup>  
 Start via reversing and electric starter with 230 V plug  
 Driving via a caterpillar track system  
 Clearing width 868 mm, infeed height 540 mm  
 Auger Ø 355 mm  
 Snow ejection distance of up to approx. 15 meters  
 Ejection electrically height and side adjustable  
 6 forward gears / 2 reverse gears  
 LED working lights and handle heating are included as standard features  
 Differential lock / steering assist  
 Weight approx. 146 kg

 WITH ELECTRIC  
CHUTE ADJUSTMENT

## SNOW BLOWER SFR 110PRO



4-stroke OHV winter engine  
 Max. power 9.0 kW at 3,600 rpm  
 Displacement 420 cm<sup>3</sup>  
 Start via reversing and electric starter with 230 V plug  
 Drive via twin wheels (16")  
 Clearing width 1,078 mm, infeed height 540 mm  
 Auger Ø 355 mm  
 Snow ejection distance of up to approx. 15 meters  
 Ejection electrically height and side adjustable  
 6 forward gears / 2 reverse gears  
 LED working lights and handle heating are included as standard features  
 Differential lock / steering assist  
 Weight approx. 155 kg

 WITH ELECTRIC  
CHUTE ADJUSTMENT

## HYDROSTATIC SNOW BLOWER SFK 80H



INCL.  
E-START  


4-stroke OHV winter engine  
 Max. power 9.0 kW at 3,600 rpm  
 Displacement 420 cm<sup>3</sup>  
 Start via reversing **+ electric starter incl. battery**  
 One-hand operation  
 Continuously variable, hydrostatic crawler drive, forward and reverse gears  
 Clearing width 764 mm, infeed height 530 mm  
 Auger Ø 355 mm  
 Snow ejection distance of up to approx. 15 meters  
 Electrically adjustable Ejection, stepless control up to 180°  
 LED working lights and handle heating are included as standard features  
 Differential lock / steering assist  
 Weight approx. 135 kg

 HYDROSTATIC  
DRIVE



Art.-No. SFK90PRO  
 EAN 40 47424 00454 8

RRP excl. VAT **1.924,37 EUR**  
 RRP incl. VAT **2.290,00 EUR**

Art.-No. SFR110PRO  
 EAN 40 47424 00453 1

RRP excl. VAT **2.008,40 EUR**  
 RRP incl. VAT **2.390,00 EUR**

Art.-No. SFK80H  
 EAN 40 47424 00933 8

RRP excl. VAT **2.512,61 EUR**  
 RRP incl. VAT **2.990,00 EUR**

## PETROL GENERATOR G3E



### Synchronous generator with 100% copper winding

Max. power 3.0 kW  
 Continuous power 2.8 kW  
 Nominal voltage/-frequency 230 V / 50 Hz  
 AC-connection 2 x 230 V  
 DC-connection 12 V - 8.3 A  
 Running time at 2/3 load approx. 10 hours  
 LCD-Display, Voltmeter und Tankanzeige für Kraftstoff  
 Schubbügel und Räder für den einfachen Transport  
 4-stroke petrol engine, 208 cm<sup>3</sup>, 4.0 kW at 3,600 rpm  
 Starting system with manual start  
 Fuel capacity 15 l  
 Oil volume 0.6 l  
 Automatic low oil cut-off system and overload protection  
 Weight 49.6 kg  
 Dimensions (L x B x H) 610 x 440 x 520 mm



Art.-No. G3E  
 EAN 40 47424 00654 2

RRP excl. VAT **411.76 EUR**  
 RRP incl. VAT **490,00 EUR**

## PETROL GENERATOR G8E



### Synchronous generator with 100% copper winding

Max. power 8.0 kW  
 Continuous power 7.0 kW  
 Frequency 50 Hz  
 Sockets 3 x 230 V / 16 A, 1 x 400 V / 16 A  
 Operating hours counter and fuel gauge  
 Starter battery 12 V  
 The remote control can be used up to 50 metres away.  
 The remote control has an outdoor range of up to 50 metres.  
 4-stroke petrol engine, 400 cm<sup>3</sup>, 9.5 kW at 3,600 rpm  
 Starting system with manual start + **Electric starter incl. battery and remote start**  
 Fuel capacity 25 l  
 Oil volume 1.1 l  
 Automatic low oil cut-off system and overload protection  
 Weight ca. 96 kg  
 Dimensions (L x B x H) 870 x 858 x 620 mm



Art.-No. G8E  
 EAN 40 47424 00489 0

RRP excl. VAT **1.000,00 EUR**  
 RRP incl. VAT **1.190,00 EUR**





**We have over 80,000 spare parts in stock for you.**

## MINI-EXCAVATOR PETROL-ENGINE MB 600

**Powerful 4-stroke petrol engine**  
6.3 kW at 3,600 rpm, displacement 306 cm<sup>3</sup>  
**Starting system: Electric start with ignition key**

Hydraulic pump capacity 2 x 9 l/min  
Hydraulic pump pressure 17.5 Mpa (175 bar)  
Hydraulic parking brake  
Tracked chassis  
(180 mm width  
rubber tracks)



**In series, the MB 600 is equipped with a 290 mm wide bucket with a capacity of 0.011 m<sup>3</sup>.**

**Force values**  
4.75 kN (Arm)  
8.00 kN (Bucket)  
4.36 kN (Thrust force)

**Tank capacity**  
Motor oil (10W30): 1.1 l  
Fuel (ROZ/RON95): 6.0 l  
Hydraulic oil (HLP-22): 12.0 l

Digging depth 0.9 - 1.2 m  
Boom, swivel range each 70° (left & right)  
Rotation speed 9.3 U/min  
Driving speed, max. 1.7 km/h  
Climbing ability 15°  
Track width 690 mm  
Ground pressure 26.3 kPa (0.27 kgf/cm<sup>2</sup>)  
Weight (nto/gross) 562 / 685 kg  
Packaging L/B/H 229 / 73 / 126 cm



Art.-No. MB600  
EAN 40 47424 00830 0

RRP excl. VAT  
RRP incl. VAT

5.453,78 EUR  
6.490,00 EUR


## ACCESSORIES FOR MB 600 INCLUDED



EXCAVATOR THUMB  
37.6 x 11.9 x 24.4 cm



EXCAVATOR CLOW  
FOR THUMB  
38.9 x 30.4 x 33.7 cm



EXCAVATOR RAKE  
100 x 26.3 x 12 cm



PALETT FORK  
123 X 69 X 25.2 cm

## ACCESSORIES FOR MB 600 AVAILABLE SEPARATELY

**Grading bucket 48.8 x 50 x 22.6 cm**

Art.-No. 5MB600AS

EAN 40 47424 00835 5

RRP excl. VAT  
RRP incl. VAT

209,24 EUR  
249,00 EUR



**Excavator canopy 111.5 x 85 x 24 cm**

Art.-No. 5MB600D

EAN 40 47424 00836 2

RRP excl. VAT  
RRP incl. VAT

293,28 EUR  
349,00 EUR



**Excavator canopy with roll-over bar and safety belt**

Art.-No. 5MB600DB

EAN 40 47424 08406 9

RRP excl. VAT  
RRP incl. VAT

Without illustration!

335,29 EUR  
399,00 EUR

## THE VERSATILE, COMPACT AND USER-FRIENDLY MINI EXCAVATOR MB600 WITH TRACKES CHASSIS



✓ INCLUDING THROTTLE VALVE FOR  
PRECISE ADJUSTMENT OF THE  
EXCAVATOR ARM



### **The MB-600 is a versatile, compact and user-friendly mini excavator!**

It is perfect for working in small spaces, like buildings or private gardens, where there is no room for larger machines. Our multi-talented machine is also perfect for drainage work around the house. The boom can be swivelled 70° to the left and right.

The floor of the operating area is covered with a non-slip and impact-resistant rubber covering.

An extremely narrow design and compact dimensions bring the MB-600 safely to the site of use, even through narrow gates and paths.

The practical LED spotlight on the boom ensures optimal visibility, even in poor lighting conditions.

The MB 600 comes with the following accessories: "excavator thumb", "excavator clow for thumb", "excavator rake" and "pallet fork".

## MINI-EXCAVATOR WITH ROLL-OVER BAR MB 850



**Powerful 4-stroke petrol engine**  
6.3 kW at 3,600 rpm, displacement 306 cm<sup>3</sup>

**Starting system:**

**Electric start with ignition key**

Hydraulic pump capacity 2 x 11.5 l/min

Hydraulic pump pressure 17.5 Mpa (175 bar)

Hydraulic parking brake

Tracked chassis with

adjustable hydraulic suspension  
(180 mm width rubber tracks)

**In series, the MB 850 is equipped with a 310 mm wide bucket with a capacity of 0.018 m<sup>3</sup>.**

**Force values**

4.75 kN (Arm)

11.40 kN (Bucket)

7.25 kN (Thrust force)

**Tank capacity**

Motor oil (10W30): 1.1 l

Fuel (ROZ/RON95): 6.0 l

Hydraulic oil (HLP-22): 12.0 l

Digging depth 1.3-1.65 m

Boom, swivel range each 70° (left & right)

Rotation speed 9.3 U/min

Driving speed, max. 3.0 km/h

Climbing ability 20°

Track width hydraulically adjustable: 730-870 mm

Ground pressure 25.5 kPa (0.26 kgf/cm<sup>2</sup>)

Weight (nto/gross) 807 / 910 kg

Packaging (L / W / H) 266 / 75 / 127 cm

Art.-No. MB850

EAN 40 47424 09128 9

RRP excl. VAT

RRP incl. VAT

6.714,29 EUR

7.990,00 EUR

## COMPACT, MANOEUVRABLE AND POWERFULL.

The "big brother" of the MB 600 combines compact dimensions with robust construction and high manoeuvrability, making it perfect for use in confined spaces and for demanding projects.

- The boom can swivel 70° to the left and right.
- The hydraulic system ensures power, speed and maximum precision during all manoeuvres.
- The chassis has a hydraulically adjustable track width of 730-870 mm, which makes it more stable on soft and uneven ground.
- The operating area floor is covered with a non-slip, impact-resistant rubber coating.
- The comfortable seat is equipped with a safety belt. The foldable roll-over bar makes the MB 800 more compact and easier to transport.
- An LED work light on the boom provides optimum visibility, even in poor lighting conditions.
- All lubrication points are easily accessible.
- The MB 850 offers a wide range of accessories, making it highly versatile.

## ACCESSORIES FOR MB 850 AVAILABLE SEPARATELY

### Quick coupler

Art.-Nr. 5MB850SW

EAN 40 47424 09136 4

RRP excl. VAT

121,85 EUR

RRP incl. VAT

145,00 EUR



**NEW**



## ACCESSORIES FOR MB 850 AVAILABLE SEPARATELY

### Grading bucket 1 — width 40 cm

Art.-Nr. 5MB850SAS1  
EAN 40 47424 09132 6

RRP excl. VAT **247,90** EUR  
RRP incl. VAT **295,00** EUR

40 x 35 x 32 cm



### Grading bucket 2 — width 50 cm

Art.-Nr. 5MB850AS2  
EAN 40 47424 09131 9

RRP excl. VAT **264,71** EUR  
RRP incl. VAT **315,00** EUR

50 x 35 x 32 cm



### Grading bucket 3 — width 70 cm

Art.-Nr. 5MB850AS3  
EAN 40 47424 09133 3

RRP excl. VAT **259,66** EUR  
RRP incl. VAT **309,00** EUR

70 x 35 x 32 cm



## ACCESSORIES FOR MB 850 AVAILABLE SEPARATELY

### Excavator thumb

Art.-Nr. 5MB850SD  
EAN 40 47424 09129 6

RRP excl. VAT **116,81** EUR  
RRP incl. VAT **139,00** EUR

47 x 12,5 x 25 cm



### Excavator claw for thumb

Art.-Nr. 5MB850G  
EAN 40 47424 09130 2

RRP excl. VAT **284,87** EUR  
RRP incl. VAT **339,00** EUR

35,5 x 32 x 20 cm



### Excavator canopy

Art.-Nr. 5MB850D  
EAN 40 47424 09138 8

RRP excl. VAT **222,69** EUR  
RRP incl. VAT **265,00** EUR

111,5 x 85 x 24 cm




## ACCESSORIES FOR MB 850 AVAILABLE SEPARATELY

### Excavator rake

Art.-Nr. 5MB850RR  
EAN 40 47424 09135 7

RRP excl. VAT **268,07** EUR  
RRP incl. VAT **319,00** EUR

100 x 25,5 x 16,2 cm



### Hydraulic breaker

Art.-Nr. 5MB850AH  
EAN 40 47424 09137 1

RRP excl. VAT **798,32** EUR  
RRP incl. VAT **950,00** EUR

86 x 21 x 37 cm



### Pallet fork

Art.-Nr. 5MB850PG  
EAN 40 47424 09134 0

RRP excl. VAT **268,07** EUR  
RRP incl. VAT **319,00** EUR

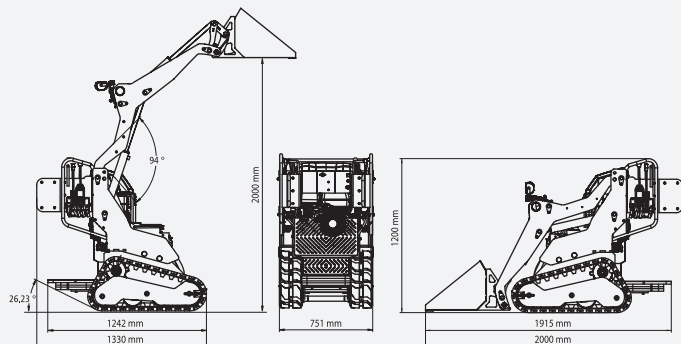
123 x 69 x 25,2 cm



# MULTI TRUCK MT 250 WITH TRACKED CHASSIS

**MT250**  
Power pack for every task.  
Unlimited flexibility.

## TECHNICAL DATA



## GENERAL INFORMATION

Length (with loading bucket):	200 cm
Length (without loading bucket):	133 cm
Width:	75 cm
Height:	120 cm
Lifting height:	200 cm
Unloading height (with loading bucket):	173 cm
Ground clearance:	11.4 cm
Lateral safety distance:	6.2 cm
Weight (with loading bucket):	765 kg
Weight (without attachment):	730 kg
Rubber track width:	18 cm
Track width:	37 cm
Max. climbing ability:	25°
Guaranteed sound power level $L_{WA}$ :	101 dB(A)

## ENGINE

Brand/Type:	TRIDENT TR306 EURO V petrol engine
Engine power, max.:	6.3 kW at 3,600 min <sup>-1</sup>
Displacement:	306 cm <sup>3</sup>
Start system:	Electric starter (12 volt) with ignition key
Fuel:	Super 95 (=E5) unleaded
Tank Capacity:	6 litres
Engine oil:	1,1 Liter SAE 10W-30
Max. torque:	18.5 N·m
Cooling system:	Air Cooling

## HYDRAULIC SYSTEM

Double pump capacity:	2 x 15 l/min
Pump pressure, max.:	17.5 MPa
Tank capacity:	29 litres (HLP 32)

## PERFORMANCE

Max. load capacity: 330 kg (calculated with loading shovel without counterweight/operator)  
 Max. load capacity: 450 kg (calculated with loading shovel and additional counterweight/operator (approx. 110 kg) and a lift height of 20 cm, when driving)  
 Driving speed (forwards/backwards): up to 2.3 km/h  
 Ground pressure: 32.0 kPa (0.33 kgf/cm<sup>2</sup>)

incl. 80-litre  
loading bucket



INCL.  
E-START

**The compact multifunctional machine!**

Art.-No. MT250  
EAN 40 47424 00908 6

RRP excl. VAT  
RRP incl. VAT

5.873,95 EUR  
6.990,00 EUR

It'll also  
be available  
with wheel drive  
from Januar 2026!  
The MT 250R.



# MT 250 POWER PACK FOR EVERY TASK. UNLIMITED FLEXIBILITY.



## STANDARD FEATURES

- With quick-change device and 80-litres loading bucket
- Powerful double hydraulic pump
- Easy to manoeuvre – simple controls ensure intuitive operation
- Variable speed control (forwards/reverse)
- Powerful 6.3 kW petrol engine with electric starter
- Engine stop at low engine oil level
- Robust rubber track with chain tensioner
- LED work lights
- Operator platform with safety device
- Anchor points for lifting and lashing



## ACCESSORIES FOR MT 250 AVAILABLE SEPARATELY

### Hydraulic auger with Ø 200 mm drill

Art.-No. 5MT2503  
EAN 40 47424 00971 0

RRP excl. VAT **696,64 EUR**  
RRP incl. VAT **829,00 EUR**

Bohre screw: Ø 200 mm  
Drilling depth: 800 mm  
Rated speed: 50 min<sup>-1</sup>  
DreTorque: 350 N·m  
Weight: 52 kg



**Drill bit Ø 100 mm**  
Art.-No. 5MT250100

RRP excl. VAT 125,21 EUR  
RRP incl. VAT 149,00 EUR

**Drill bit Ø 200 mm**  
Art.-No. 5MT250200

RRP excl. VAT 205,88 EUR  
RRP incl. VAT 245,00 EUR

### Loading bucket

Art.-No. 5MT2501  
EAN 40 47424 00909 3

RRP excl. VAT **378,15 EUR**  
RRP incl. VAT **450,00 EUR**

W/D/H: 735/480/390 mm  
Capacity: 80 l (0,08 m<sup>3</sup>)  
Weight: 35 kg



### Pallet fork

Art.-No. 5MT2504  
EAN 40 47424 00972 7

RRP excl. VAT **310,08 EUR**  
RRP incl. VAT **369,00 EUR**

Overall dimensions: (L/B/H): 1,036/550/289 mm  
Fork dimensions (L/B/H): 800/80/40 mm  
Load capacity of forks per pair: 150 kg  
Weight: 28,5 kg



### Trailer Coupling

Art.-No. 5MT2502  
EAN 40 47424 00910 9

RRP excl. VAT **155,46 EUR**  
RRP incl. VAT **185,00 EUR**

Ball head: Ø 50 mm  
Trailer load: 750 kg  
Vertical load: 3.500 kg  
Weight: 13 kg



### Side-tilting bucket

Art.-No. 5MT2505  
EAN 40 47424 00973 4

RRP excl. VAT **839,50 EUR**  
RRP incl. VAT **999,00 EUR**

Working width: 700 mm  
Opening dimension/depth: 568 mm  
Capacity: 130 Liter, Tilting direction to the right in direction of travel (80°)  
With discharge chute (approx. 1 metre wide)  
Weight: 107 kg



### Dozer blade with a scraper bar

Art.-No. 5MT2507  
EAN 40 47424 00975 8

RRP excl. VAT **752,10 EUR**  
RRP incl. VAT **895,00 EUR**

Standard working width: 800 mm  
Standard extension 400 mm per side  
Height: 395 mm  
Hydraulic swivelling device  
Swivelling range: ±36,5°  
Weight: 88 kg




### Grab

Art.-No. 5MT2506  
EAN 40 47424 00974 1

RRP excl. VAT **671,43 EUR**  
RRP incl. VAT **799,00 EUR**

Width: 750 mm  
Capacity: 80 l (0,08 m<sup>3</sup>)  
Weight: 79 kg









**LUMAG -  
THE POWER YOU NEED.**

Your LUMAG dealer

**LUMAG GmbH**

Rudolf-Diesel-Straße 1a  
D-84375 Kirchdorf am Inn

Telefon: +49 (0) 8571/92556-0

Fax: +49 (0) 8571/92556-19

eMail: [info@lumag-maschinen.de](mailto:info@lumag-maschinen.de)

Internet: [www.lumag-maschinen.de](http://www.lumag-maschinen.de)

